



KENTUCKY
INCENTIVES for
PREVENTION

© Monkey Business Images | Dreamstime.com



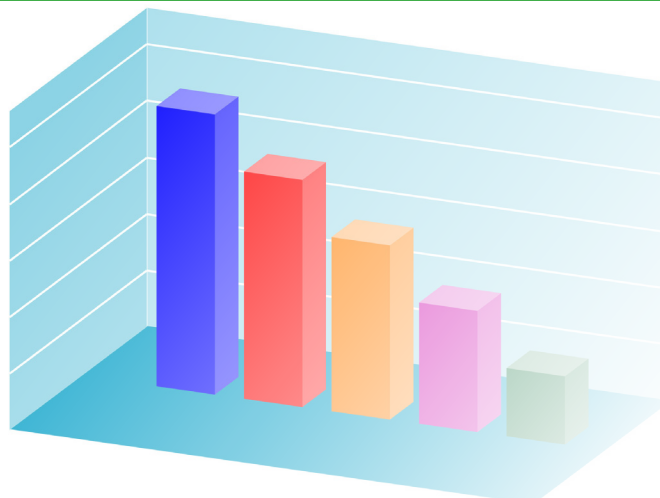
STATEWIDE TRENDS Related to Substance Abuse, School Safety, and Gambling **2004-2012**

Sourcebook

KIP Survey 2012

Kentucky Cabinet for Health and Family Services
Department for Behavioral Health,
Developmental and Intellectual Disabilities
Division of Behavioral Health

*Connie Smith, Branch Manager
Substance Abuse Prevention*



Prepared by:
Daniel H. Sanders, Jr. PhD, Robert J. Illback, PsyD,
Lisa Crabtree, MA, Daniel Sanders III
REACH Evaluation, Contractor



501 Park Avenue | Louisville, KY 40208 | 502.585.1911

www.reachevaluation.com

KIP Survey 2012

STATEWIDE TRENDS

Related to Substance Abuse, School Safety, and Gambling

2004-2012

Sourcebook



For technical assistance or questions regarding the KIP Survey,
please call 502.585.1911,
and ask for any of the following REACH Evaluation staff:

Lisa Crabtree: lisa@reacheval.com
Daniel Sanders III: daniel@reacheval.com
Patrick Smith, AICP: pat@reacheval.com



THIS PROJECT WAS MADE POSSIBLE BY THE
U.S. Department of Health and Human Services
Substance Abuse Prevention and Treatment Block Grant
Substance Abuse and Mental Health Services Administration
Center for Substance Abuse Prevention

Table of Contents

Demographics

Demographic Information 2004 – 2012	1
---	---

Alcohol

Peer Prevalence: Alcohol	2
Age of Onset: Alcohol (More than a sip)	3
Age of Onset: Alcohol (Drinking regularly)	4
Risk Perception by Grade: Alcohol	5
Lifetime Alcohol Usage	6
Past Year Alcohol Usage	7
30 Day Alcohol Usage	8
30 Day Drunkenness Frequency	9
5 Drinks or More	10
Accessibility: Alcohol	11
Personal Disapproval: Alcohol	12
Parental Disapproval: Alcohol	13
*Friend Disapproval: Alcohol	14

Tobacco

Peer Prevalence: Smoking	15
Age of Onset: Cigarettes	16
Risk Perception by Grade: Cigarettes	17
Lifetime Cigarette Usage	18
Past Year Cigarette Usage	19
30 Day Cigarette Usage	20
Accessibility: Cigarettes	21
Personal Disapproval: Cigarettes	22
Parental Disapproval: Cigarettes	23
*Friend Disapproval: Cigarettes	24
Age of Onset: Smokeless Tobacco	25
Lifetime Smokeless Tobacco Usage	26
Past Year Smokeless Tobacco Usage	27
30 Day Smokeless Tobacco Usage	28

Marijuana

Peer Prevalence: Marijuana	29
Age of Onset: Marijuana	30
Risk Perception by Grade: Marijuana	31
Lifetime Marijuana Use	32
Past Year Marijuana Use	33

Marijuana (continued)

30 Day Marijuana Usage	34
Accessibility: Marijuana	35
Personal Disapproval: Marijuana	36
Parental Disapproval: Marijuana	37
*Friend Disapproval: Marijuana	38

Methamphetamine

Peer Prevalence: Methamphetamine	39
Lifetime Methamphetamine Usage	40
Past Year Methamphetamine Usage	41
30 Day Methamphetamine Usage	42
Personal Disapproval: Methamphetamines	43
Parental Disapproval: Methamphetamines	44

Inhalants

Peer Prevalence: Inhalant	45
Lifetime Inhalant Usage.....	46
Past Year Inhalant Usage	47
30 Day Inhalant Usage	48
Personal Disapproval: Inhalants	49
Parental Disapproval: Inhalants	50

Cocaine

Lifetime Cocaine Usage	51
Past Year Cocaine Usage	52
30 Day Cocaine Usage	53

Prescription Drug Misuse

*Peer Prevalence: Prescription Drugs	54
*Age of Onset: Prescription Drugs	55
*Risk Perception by Grade: Prescription Drugs	56
Lifetime Prescription Drug Usage	57
Past Year Prescription Drug Usage	58
30 Day Prescription Drug Usage	59
*Personal Disapproval: Prescription Drugs.....	60
*Parental Disapproval: Prescription Drugs.....	61
*Friend Disapproval: Prescription Drugs.....	62
30 Day Oxycontin Usage.....	63

*Graphs on these pages reflect current-year results only for new questions added to the 2012 version of the KIP survey and will therefore not include a past-year trend history.

Speed/Uppers

Lifetime Speed/Uppers Usage	64
Past Year Speed/Uppers Usage	65
30 Day Speed/Uppers Usage	66

Tranquilizers

Lifetime Tranquilizer Usage	67
Past Year Tranquilizer Usage	68
30 Day Tranquilizer Usage	69

Over-the-Counter Drug Abuse

Lifetime OTC Drug Usage	70
Past Year OTC Drug Usage	71
30 Day OTC Drug Usage	72

Ecstasy

Lifetime Ecstasy Usage	73
Past Year Ecstasy Usage	74
30 Day Ecstasy Usage	75

Hard Drugs

Peer Prevalence: Hard Drugs	76
Accessibility: Hard Drugs	77
Personal Disapproval: Hard Drugs	78
Parental Disapproval: Hard Drugs	79

Consequences of Use

Alcohol/Drug Abuse: Stopped by Police	80
Alcohol/Drug Abuse: Trouble at School	81
Alcohol/Drug Abuse: Injury to Self	82
Alcohol/Drug Abuse: Fight Other Kids	83
Alcohol/Drug Abuse: Fight with Parents	84
Alcohol/Drug Abuse: Illegal Acts	85
Alcohol/Drug Abuse: Memory Loss	86
Alcohol/Drug Abuse: Sexual Aggression	87
Alcohol/Drug Abuse: Sexual Pressure	88
Alcohol/Drug Abuse: Drinking or Drug Problem	89
Alcohol/Drug Abuse: Car Accident	90

Age of Onset

Age of Onset: Suspended	91
Age of Onset: Arrested	92
Age of Onset: Handgun	93
Age of Onset: Aggression	94

Past Year Risk Behaviors

Past Year Risk Behaviors: Suspended	95
Past Year Risk Behaviors: Handgun	96
Past Year Risk Behaviors: Drugs	97
Past Year Risk Behaviors: Car Theft	98
Past Year Risk Behaviors: Arrested	99
Past Year Risk Behaviors: Aggression	100
Past Year Risk Behaviors: Drunk/High at School	101
Past Year Risk Behaviors: Handgun at School	102

Gambling

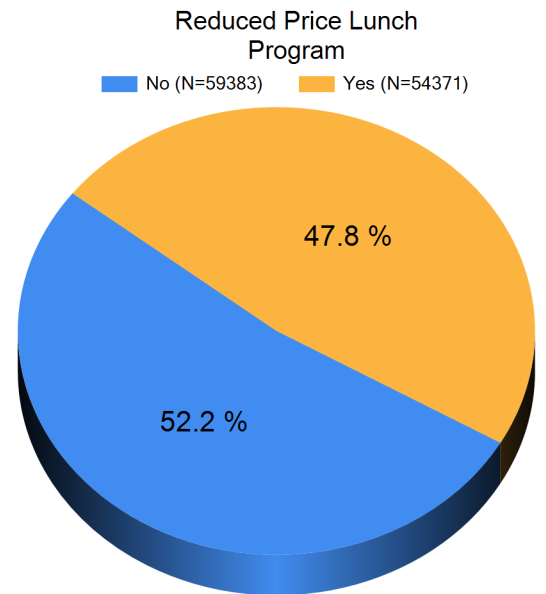
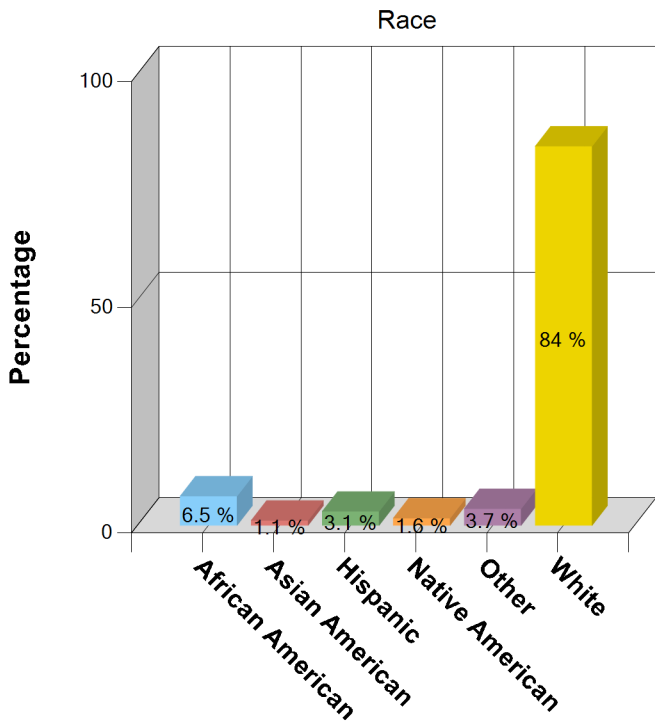
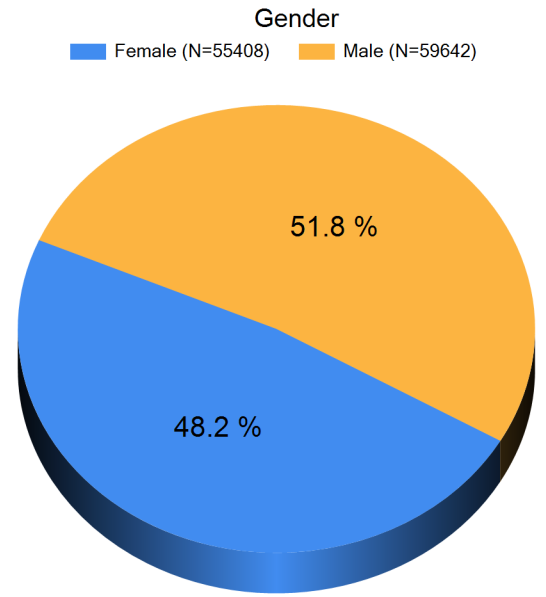
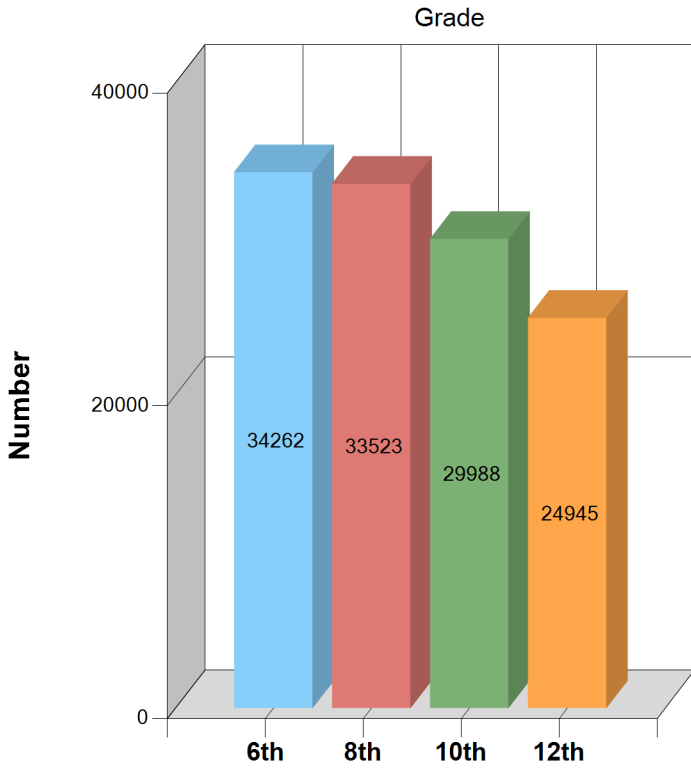
Lifetime Gambling Frequency	103
Past Year Gambling Frequency	104
30 Day Gambling Frequency	105
Past Year Gambling Casino	106
Past Year Gambling Lottery	107
Past Year Gambling Team Sports	108
Past Year Gambling Cards	109
Past Year Gambling Horse Racing	110
Past Year Gambling Bingo	111
Past Year Gambling Internet	112
Past Year Gambling Dice	113
Past Year Gambling Games	114
Past Year Gambling Community Events	115
Gambling Financial Problems	116

Mental Health

*Past 30 Days: Nervous	117
*Past 30 Days: Hopeless	118
*Past 30 Days: Restless or Fidgety	119
*Past 30 Days: Depressed	120
*Past 30 Days: Effort	121
*Past 30 Days: Worthless	122

For additional information:
<http://www.reachevaluation.com/kip>; <http://sig.reachoflouisville.com>

Kentucky KIP Survey Respondent Demographics



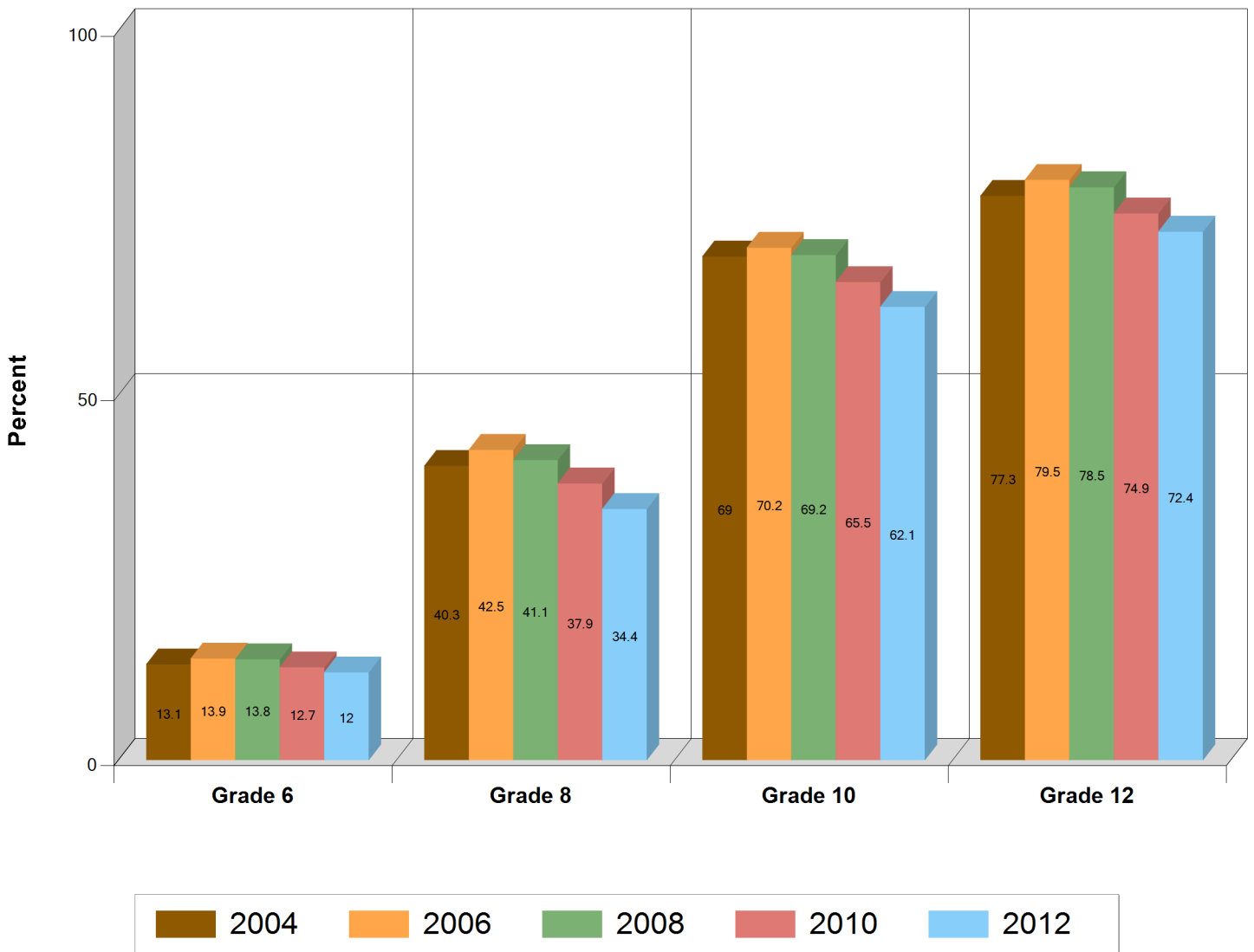
Peer Alcohol Prevalence

Kentucky

Question 11b - In the past year how many, if any, of your four best friends have tried alcohol when their parents didn't know about it?

Percent that answered one or more friends

Grade	2004	2006	2008	2010	2012
6	13.1%	13.9%	13.8%	12.7%	12%
8	40.3%	42.5%	41.1%	37.9%	34.4%
10	69%	70.2%	69.2%	65.5%	62.1%
12	77.3%	79.5%	78.5%	74.9%	72.4%



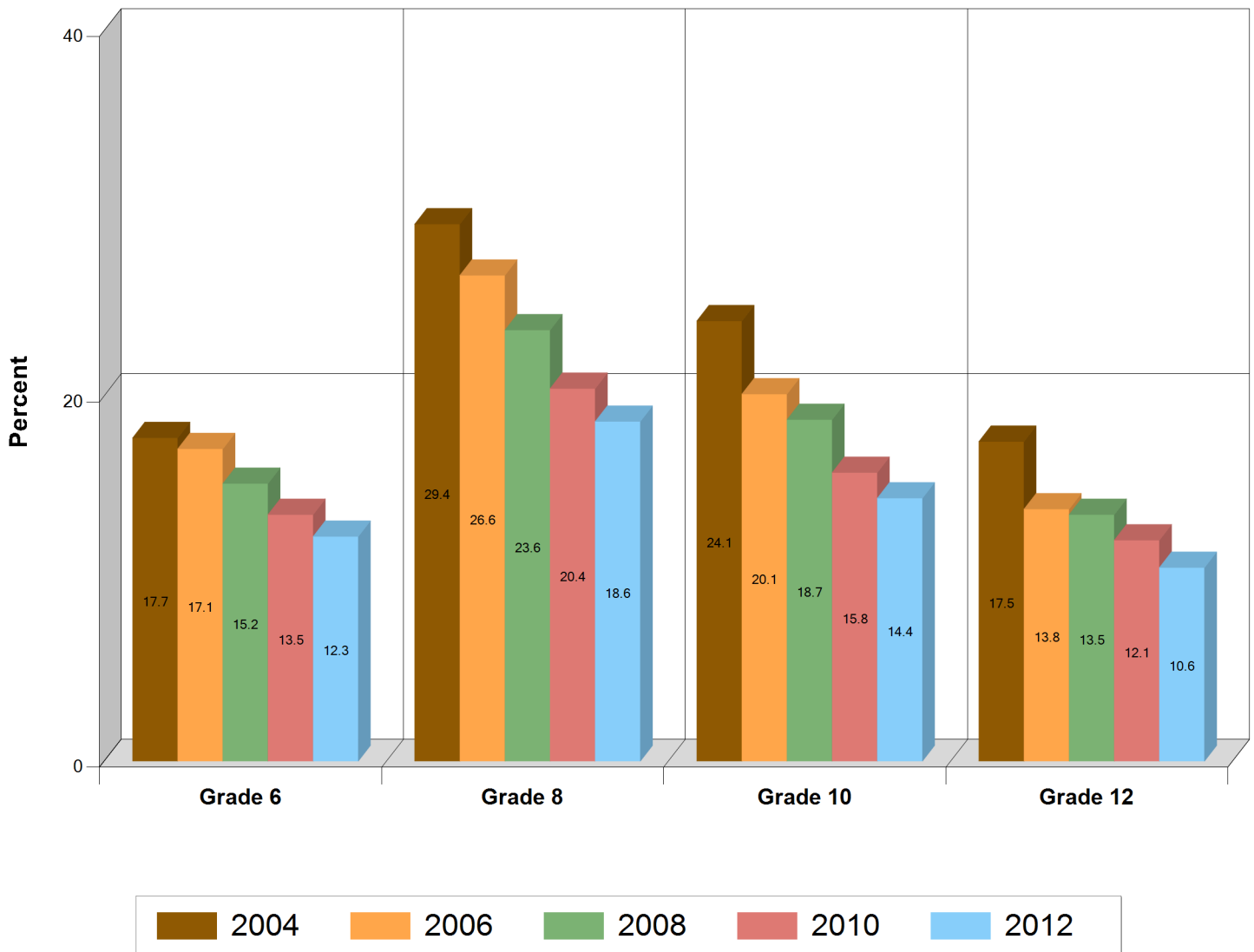
Age of Onset Alcohol (More than a sip)

Kentucky

Question 12c - When (if ever) did you first have more than a sip or two of beer, wine or hard liquor?
(vodka, whiskey etc.)

Percent that answered 12 or younger

Grade	2004	2006	2008	2010	2012
6	17.7%	17.1%	15.2%	13.5%	12.3%
8	29.4%	26.6%	23.6%	20.4%	18.6%
10	24.1%	20.1%	18.7%	15.8%	14.4%
12	17.5%	13.8%	13.5%	12.1%	10.6%



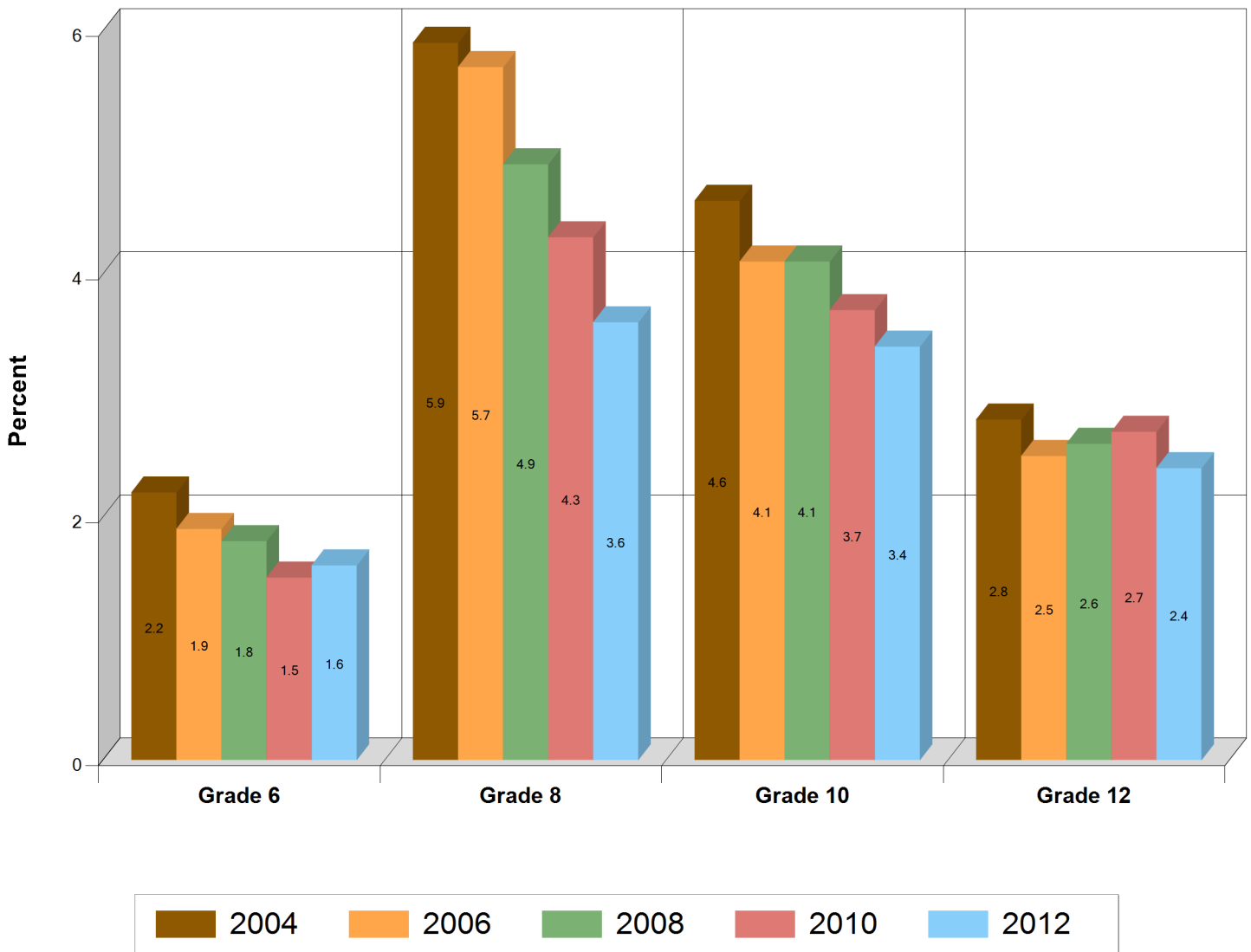
Age of Onset Alcohol (Drinking regularly)

Kentucky

Question 12d - When (if ever) did you first begin drinking alcoholic beverages regularly, that is, at least once or twice a month?

Percent that answered 12 or younger

Grade	2004	2006	2008	2010	2012
6	2.2%	1.9%	1.8%	1.5%	1.6%
8	5.9%	5.7%	4.9%	4.3%	3.6%
10	4.6%	4.1%	4.1%	3.7%	3.4%
12	2.8%	2.5%	2.6%	2.7%	2.4%



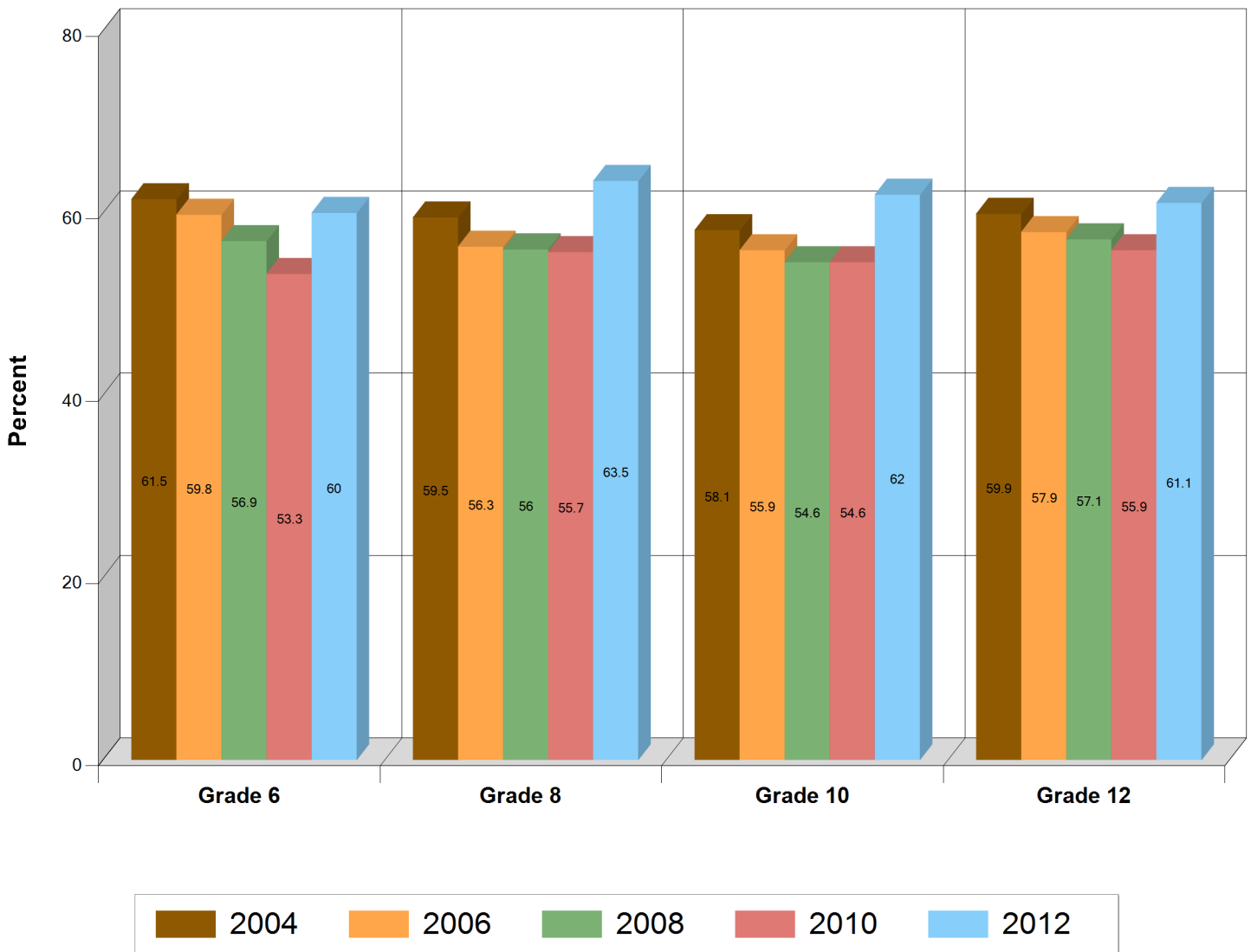
Risk Perception: Alcohol

Kentucky

Question 14d - How much do you think people risk harming themselves if they take one or two drinks of an alcoholic beverage (beer, wine, liquor) nearly everyday?

Percent that answered 'Moderate' or 'Great' Risk

Grade	2004	2006	2008	2010	2012
6	61.5%	59.8%	56.9%	53.3%	60%
8	59.5%	56.3%	56%	55.7%	63.5%
10	58.1%	55.9%	54.6%	54.6%	62%
12	59.9%	57.9%	57.1%	55.9%	61.1%



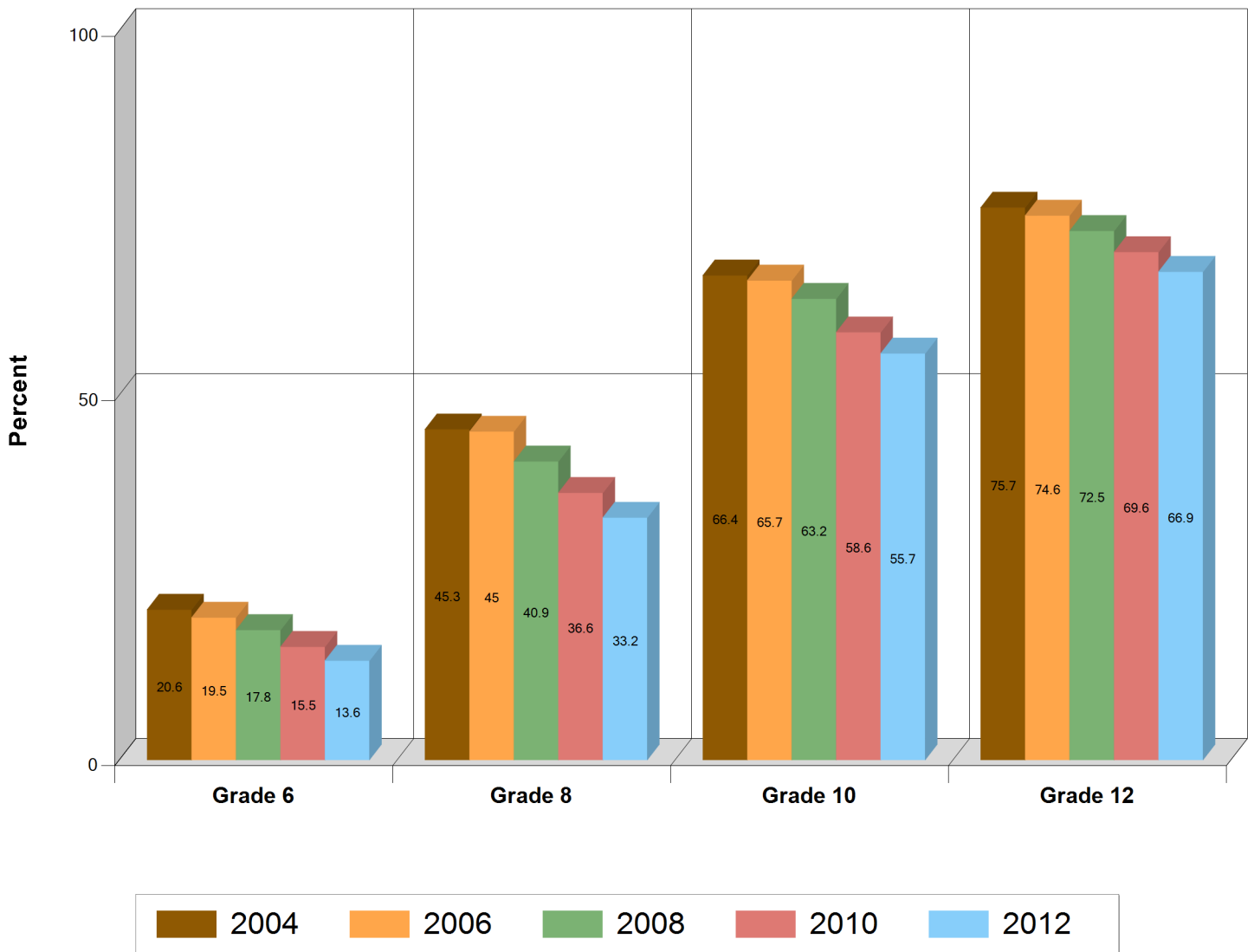
Lifetime Alcohol Usage

Kentucky

Question 21a - On how many occasions (if any) have you had alcoholic beverages (beer, wine, or hard liquor) to drink--more than just a few sips in your lifetime?

Percent that answered at least 1 occasion

Grade	2004	2006	2008	2010	2012
6	20.6%	19.5%	17.8%	15.5%	13.6%
8	45.3%	45%	40.9%	36.6%	33.2%
10	66.4%	65.7%	63.2%	58.6%	55.7%
12	75.7%	74.6%	72.5%	69.6%	66.9%



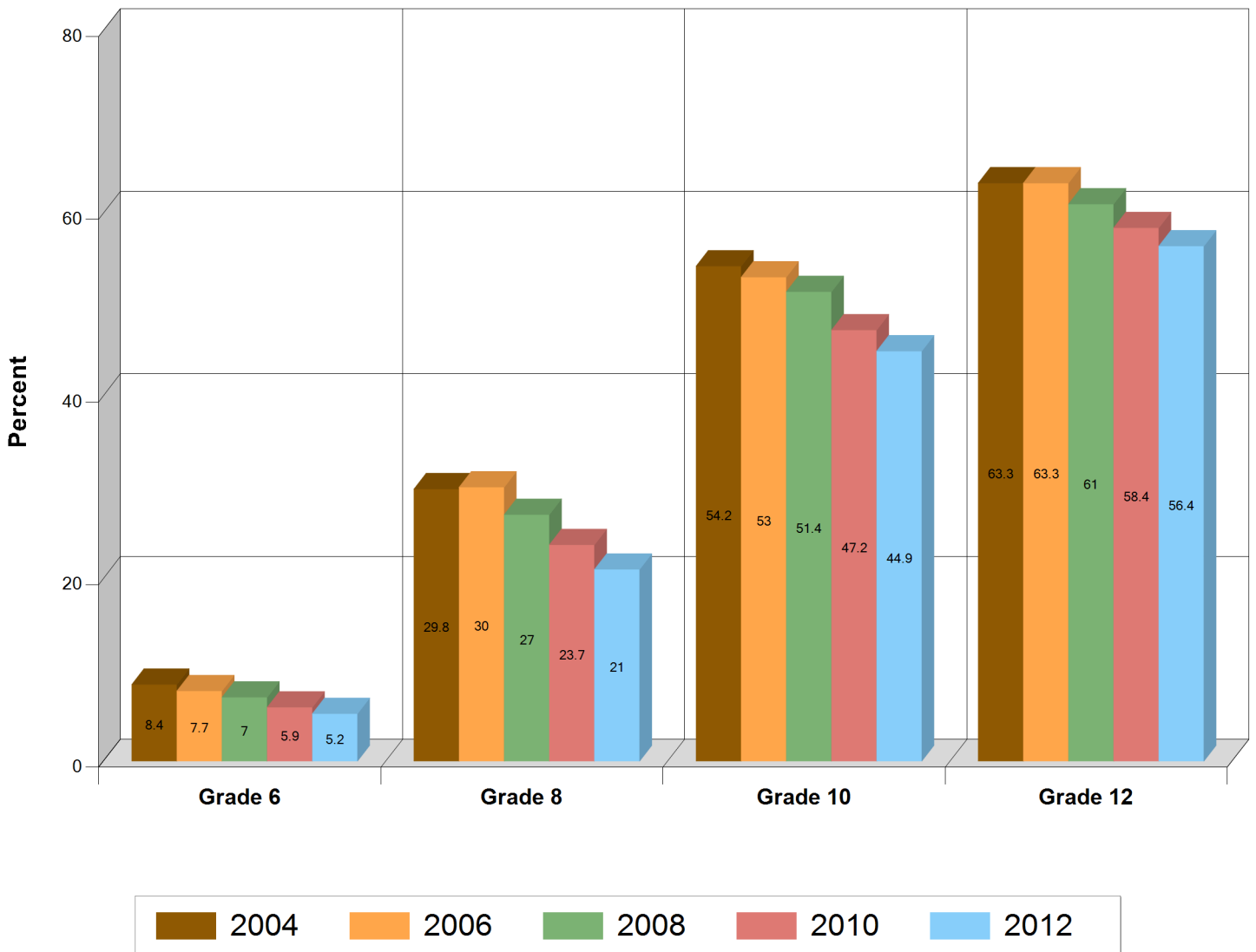
Past Year Alcohol Usage

Kentucky

Question 21b - On how many occasions (if any) have you had alcoholic beverages (beer, wine, or hard liquor) to drink--more than just a few sips in the past 12 months?

Percent that answered at least 1 occasion

Grade	2004	2006	2008	2010	2012
6	8.4%	7.7%	7%	5.9%	5.2%
8	29.8%	30%	27%	23.7%	21%
10	54.2%	53%	51.4%	47.2%	44.9%
12	63.3%	63.3%	61%	58.4%	56.4%



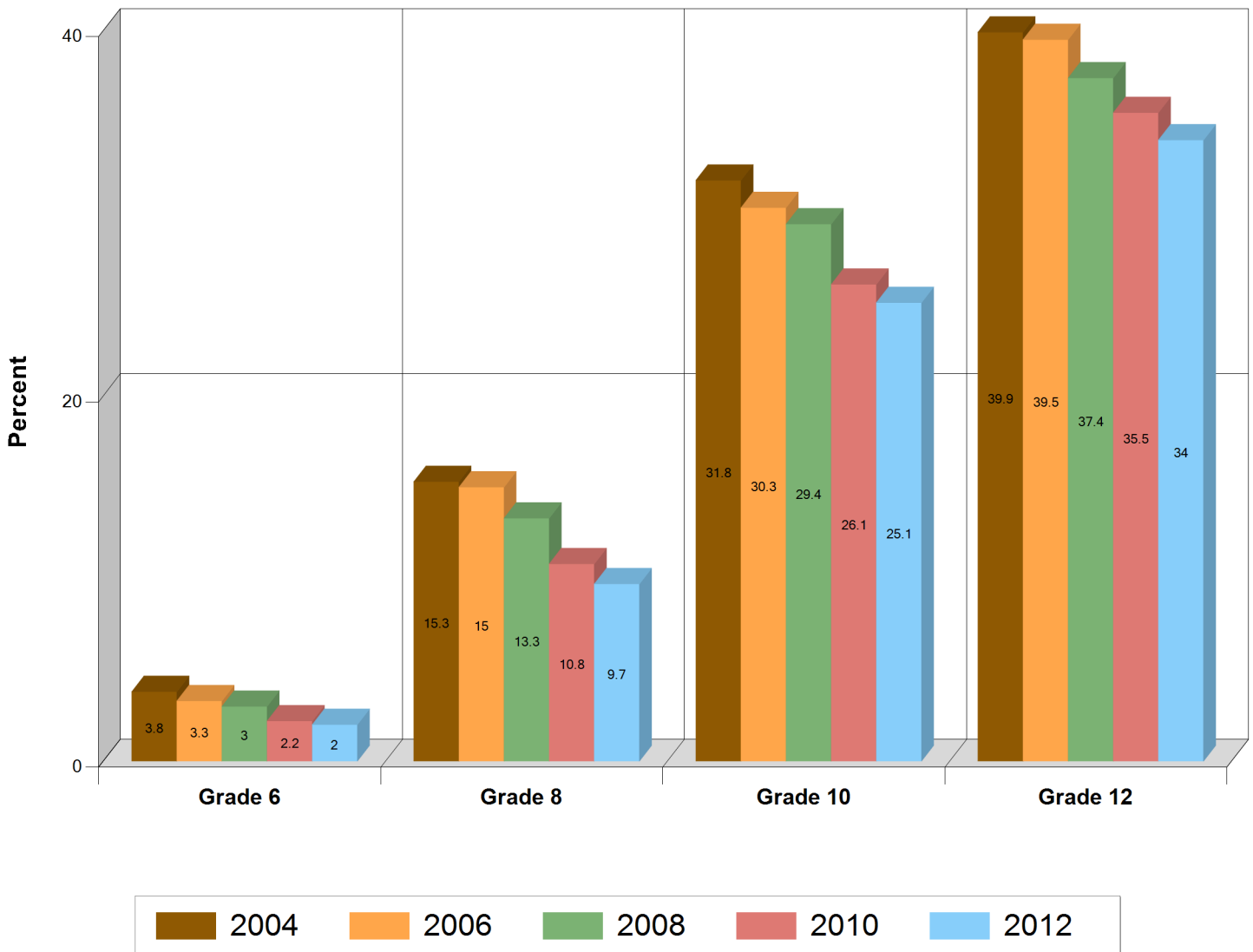
30 Day Alcohol Usage

Kentucky

Question 21c - On how many occasions (if any) have you had alcoholic beverages (beer, wine, or hard liquor) to drink--more than just a few sips in the past 30 days?

Percent that answered at least 1 occasion

Grade	2004	2006	2008	2010	2012
6	3.8%	3.3%	3%	2.2%	2%
8	15.3%	15%	13.3%	10.8%	9.7%
10	31.8%	30.3%	29.4%	26.1%	25.1%
12	39.9%	39.5%	37.4%	35.5%	34%



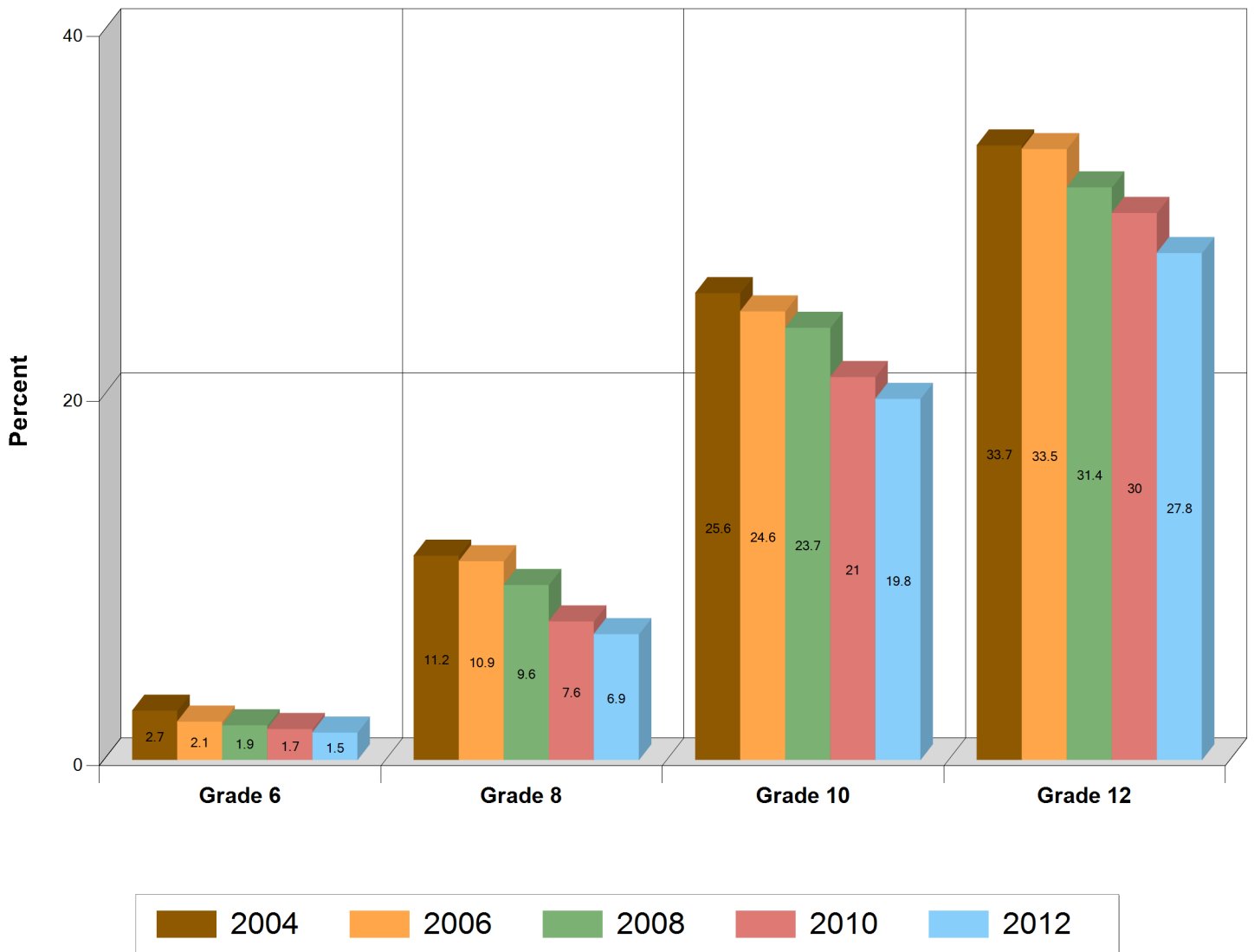
30 Day Drunkenness Frequency

Kentucky

Question 22 - On how many occasions during the past 30 days have you been drunk or very high from drinking alcoholic beverages?

Percent that answered at least 1 occasion

Grade	2004	2006	2008	2010	2012
6	2.7%	2.1%	1.9%	1.7%	1.5%
8	11.2%	10.9%	9.6%	7.6%	6.9%
10	25.6%	24.6%	23.7%	21%	19.8%
12	33.7%	33.5%	31.4%	30%	27.8%



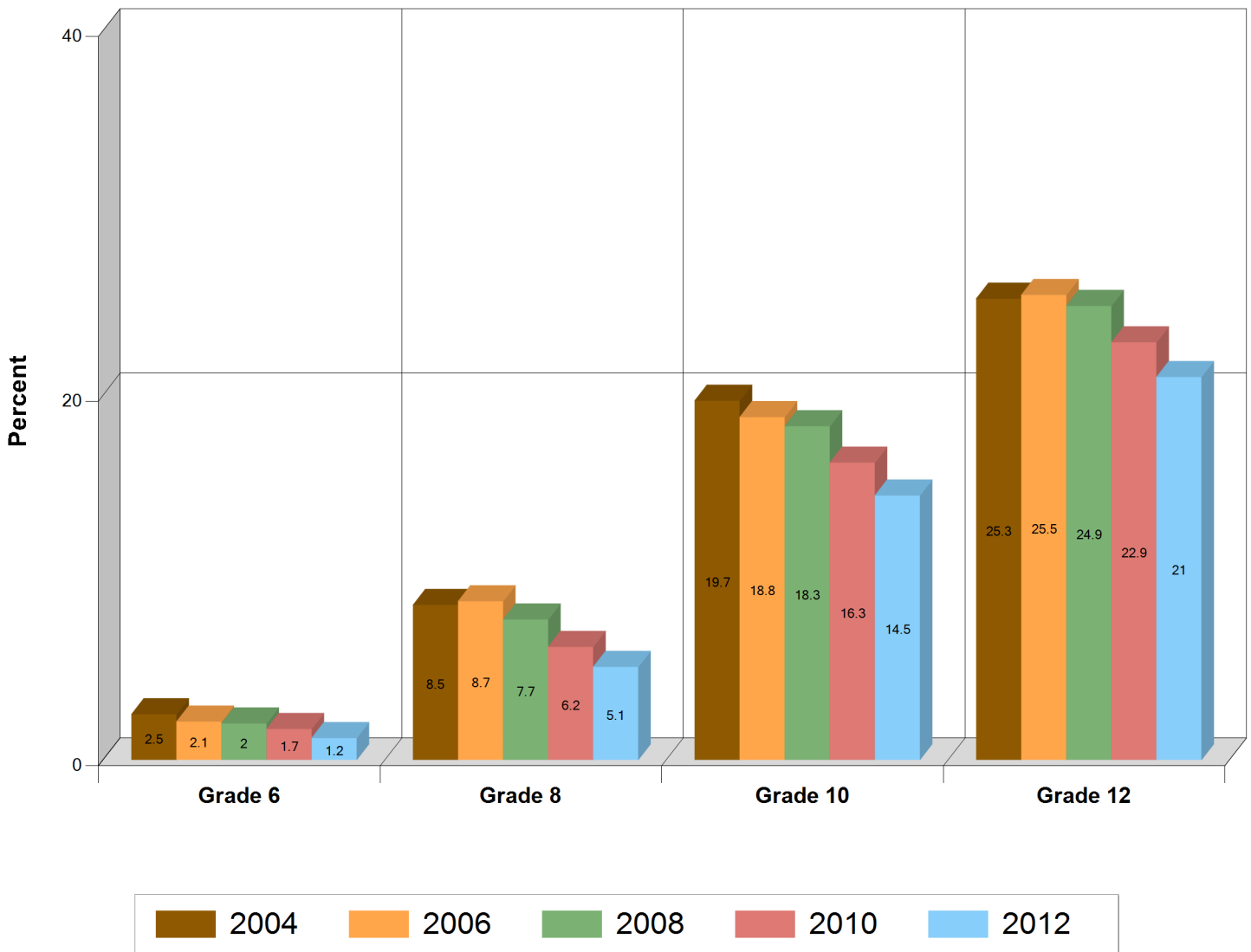
5 Drinks or More

Kentucky

Question 23 - Think back over the last two weeks. How many times (if any) have you had five or more alcoholic drinks in a row?

Percent that answered at least 1 occasion

Grade	2004	2006	2008	2010	2012
6	2.5%	2.1%	2%	1.7%	1.2%
8	8.5%	8.7%	7.7%	6.2%	5.1%
10	19.7%	18.8%	18.3%	16.3%	14.5%
12	25.3%	25.5%	24.9%	22.9%	21%



Accessibility : Alcohol

Kentucky

Question 35 - If you wanted to get some beer, wine, or hard liquor (for example: vodka, whiskey, or gin), how easy would it be for you to get some?

Percent that answered 'Sort of easy' or 'Very easy'

Grade	2004	2006	2008	2010	2012
6	16.7%	17.1%	17.2%	15.8%	14.9%
8	38%	39.7%	38.4%	36.2%	33.9%
10	65.1%	63.7%	62.9%	60.1%	58.2%
12	79.9%	77.8%	76.8%	75%	73.3%



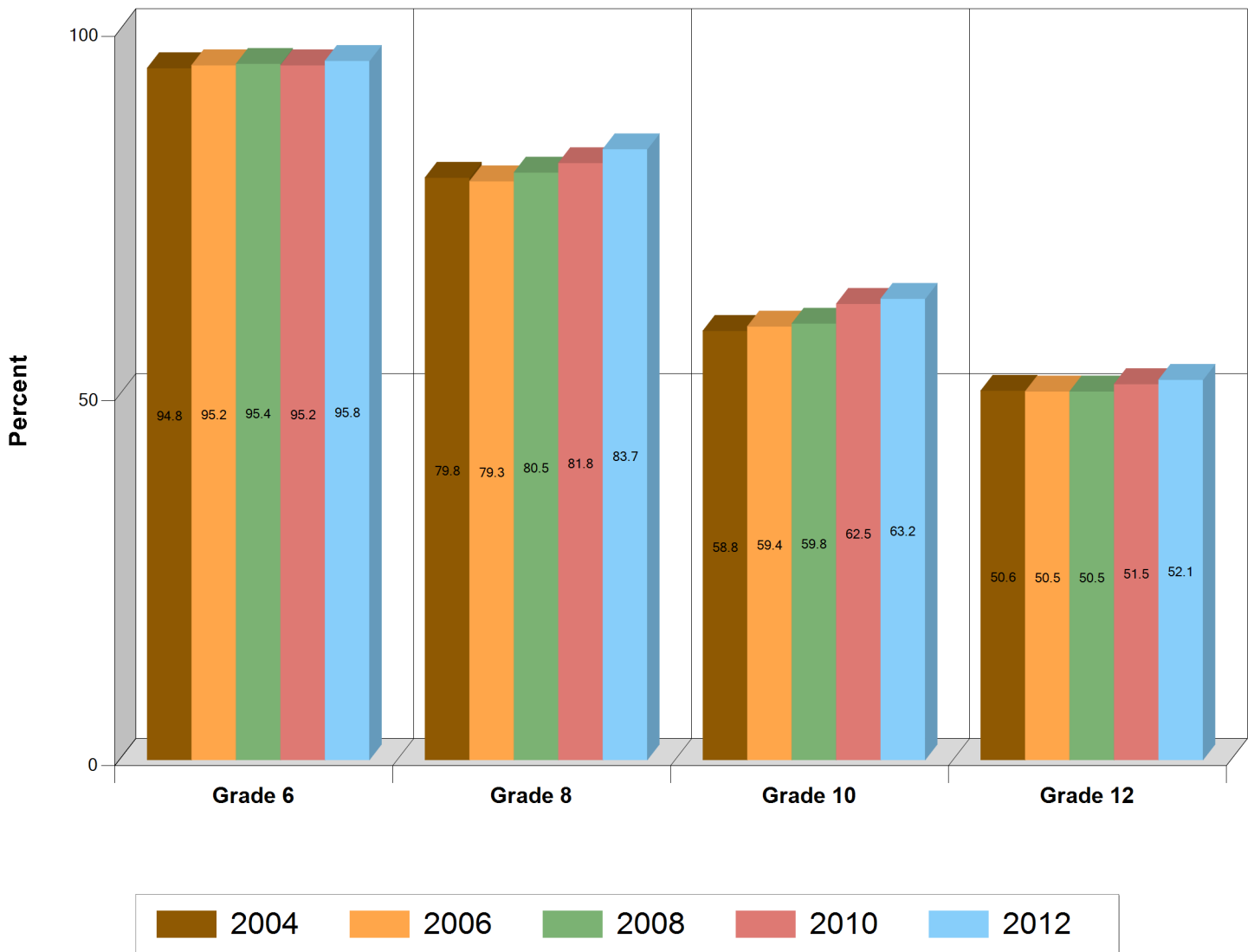
Personal Disapproval : Alcohol

Kentucky

Question 40a - How wrong do you think it is for someone your age to drink beer, wine, or hard liquor (vodka, gin, etc.) regularly?

Percent that answered 'Wrong' or 'Very Wrong'

Grade	2004	2006	2008	2010	2012
6	94.8%	95.2%	95.4%	95.2%	95.8%
8	79.8%	79.3%	80.5%	81.8%	83.7%
10	58.8%	59.4%	59.8%	62.5%	63.2%
12	50.6%	50.5%	50.5%	51.5%	52.1%



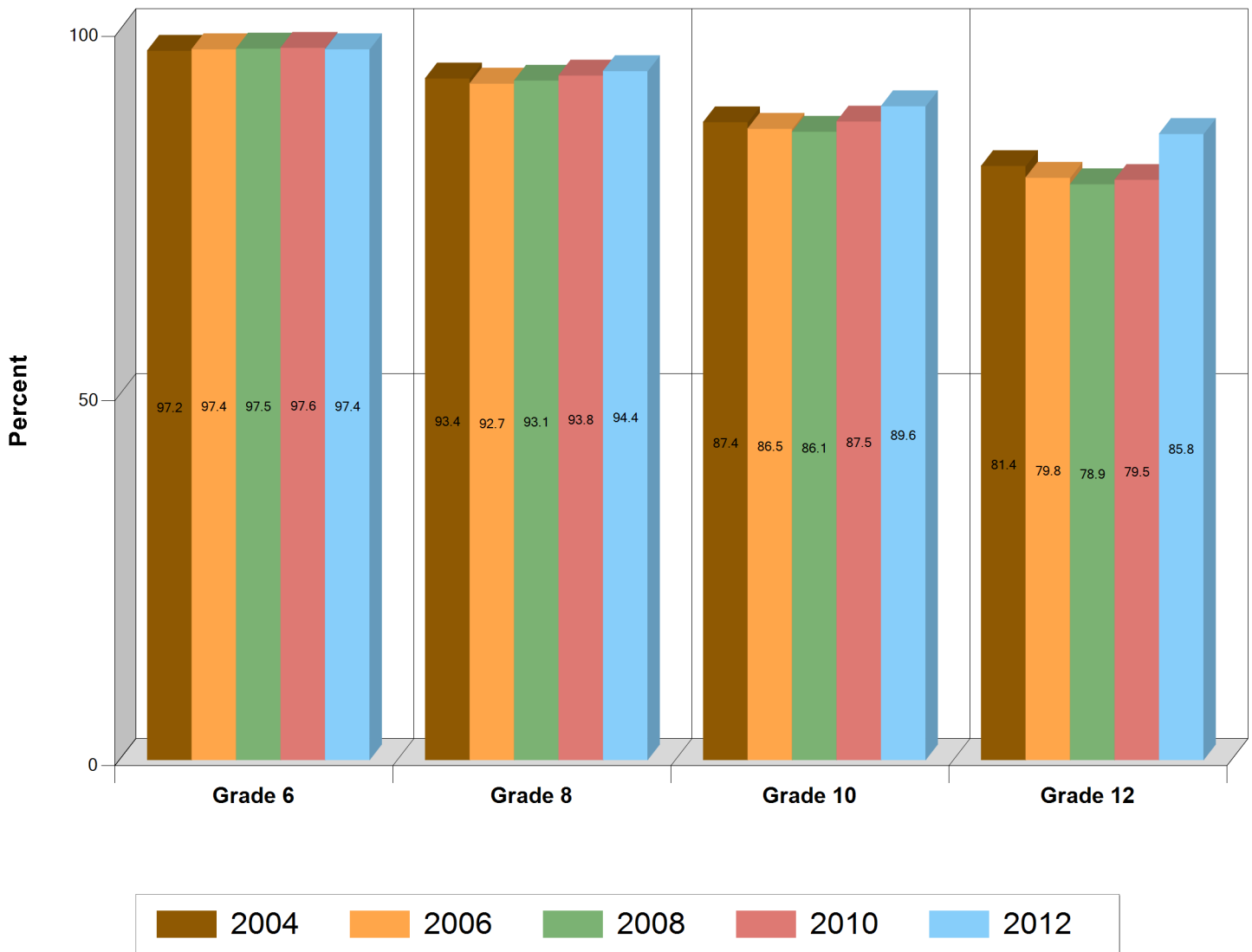
Parental Disapproval : Alcohol

Kentucky

Question 41a - How wrong do your parents feel it would be for you to drink beer, wine, or hard liquor (vodka, gin, etc.) regularly?

Percent that answered 'Wrong' or 'Very Wrong'

Grade	2004	2006	2008	2010	2012
6	97.2%	97.4%	97.5%	97.6%	97.4%
8	93.4%	92.7%	93.1%	93.8%	94.4%
10	87.4%	86.5%	86.1%	87.5%	89.6%
12	81.4%	79.8%	78.9%	79.5%	85.8%



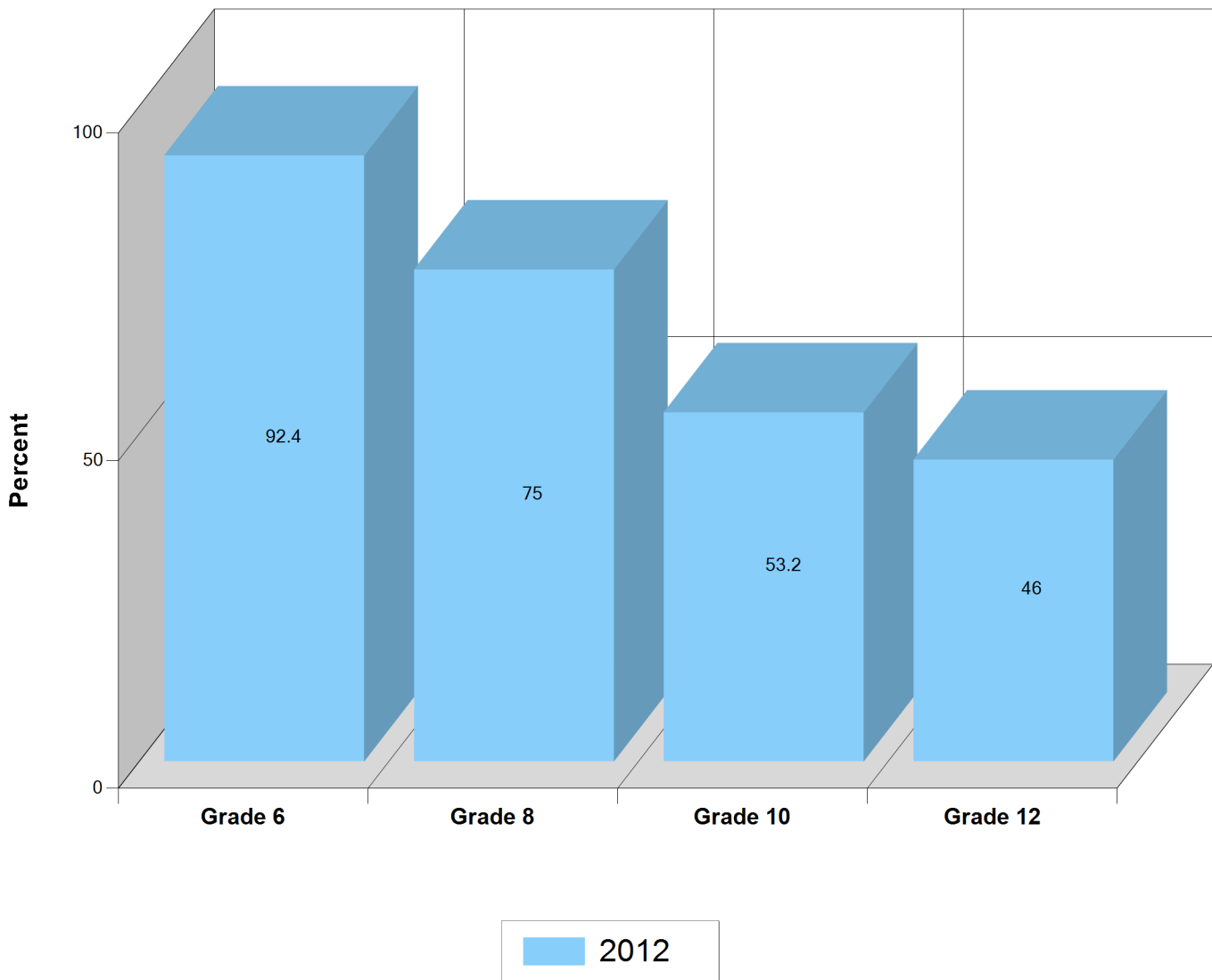
Friend Disapproval : Alcohol

Kentucky

Question 55a - How wrong do your friends feel it would be for you to have one or two drinks of an alcoholic beverage nearly every day?

Percent that answered 'Wrong' or 'Very Wrong'

Grade	2012
6	92.4%
8	75%
10	53.2%
12	46%



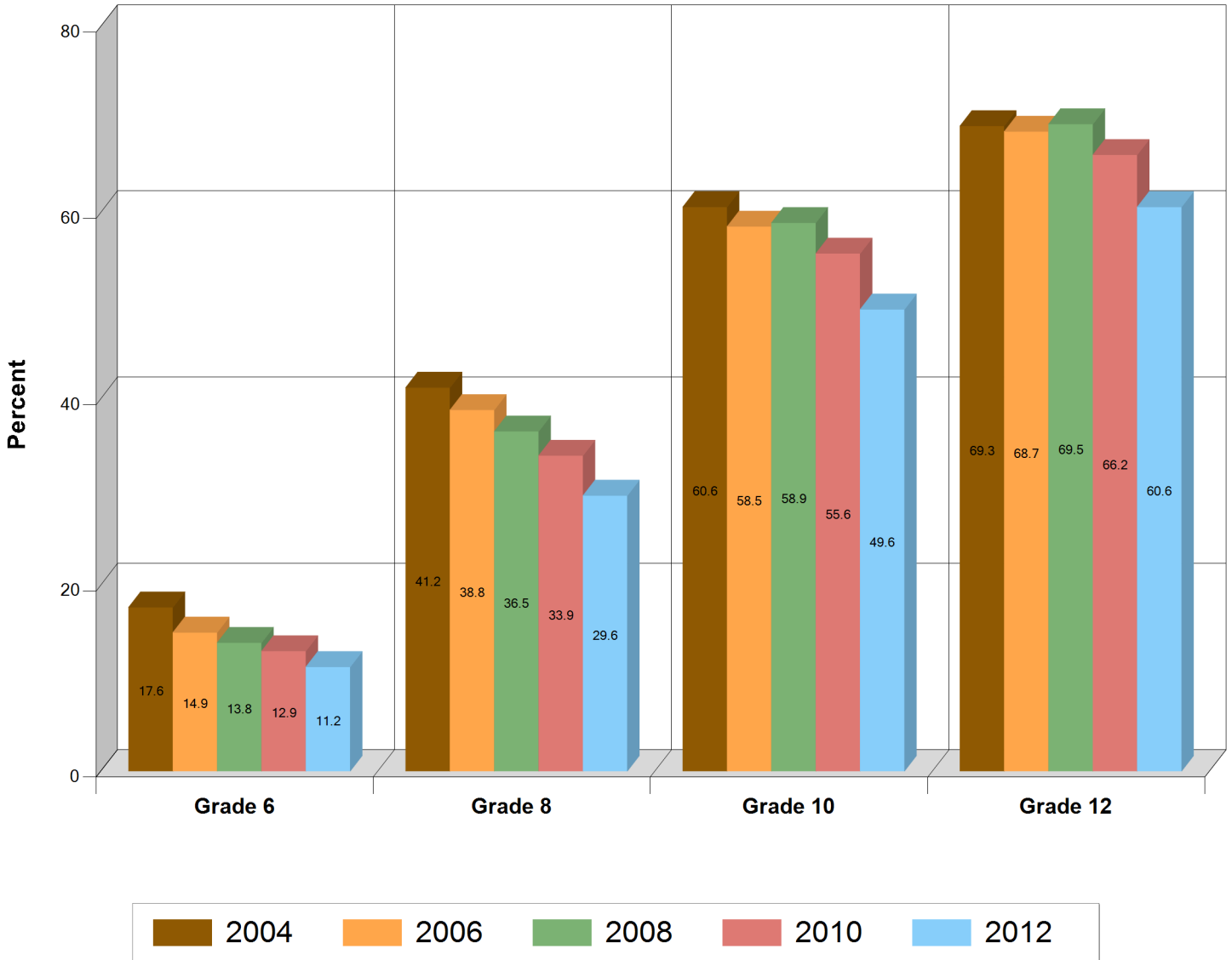
Peer Smoking Prevalence

Kentucky

Question 11a - In the past year how many, if any, of your four best friends have smoked cigarettes?

Percent that answered one or more friends

Grade	2004	2006	2008	2010	2012
6	17.6%	14.9%	13.8%	12.9%	11.2%
8	41.2%	38.8%	36.5%	33.9%	29.6%
10	60.6%	58.5%	58.9%	55.6%	49.6%
12	69.3%	68.7%	69.5%	66.2%	60.6%



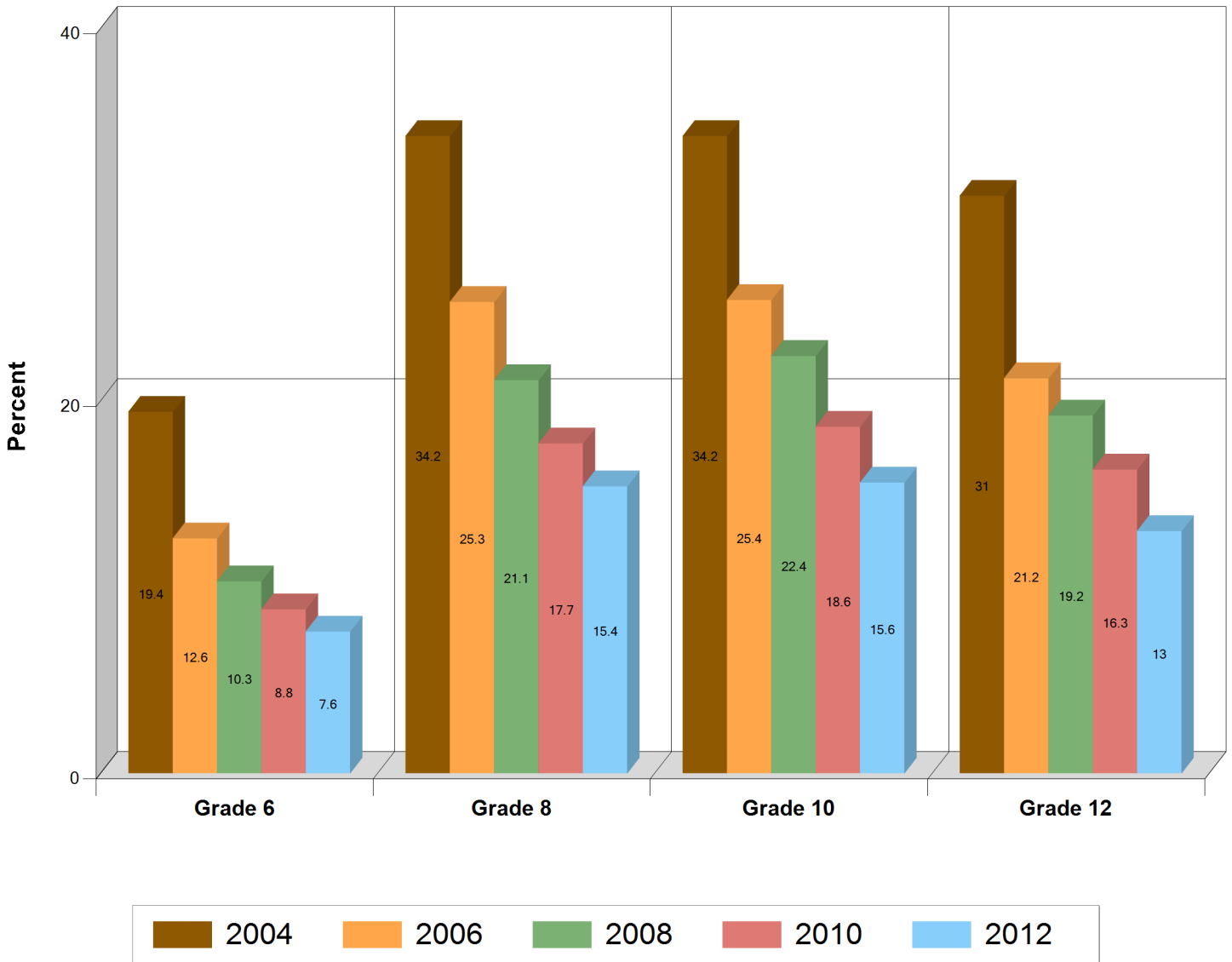
Age of Onset Cigarettes

Kentucky

Question 12b - When (if ever) did you first smoke a cigarette?

Percent that answered 12 or younger

Grade	2004	2006	2008	2010	2012
6	19.4%	12.6%	10.3%	8.8%	7.6%
8	34.2%	25.3%	21.1%	17.7%	15.4%
10	34.2%	25.4%	22.4%	18.6%	15.6%
12	31%	21.2%	19.2%	16.3%	13%



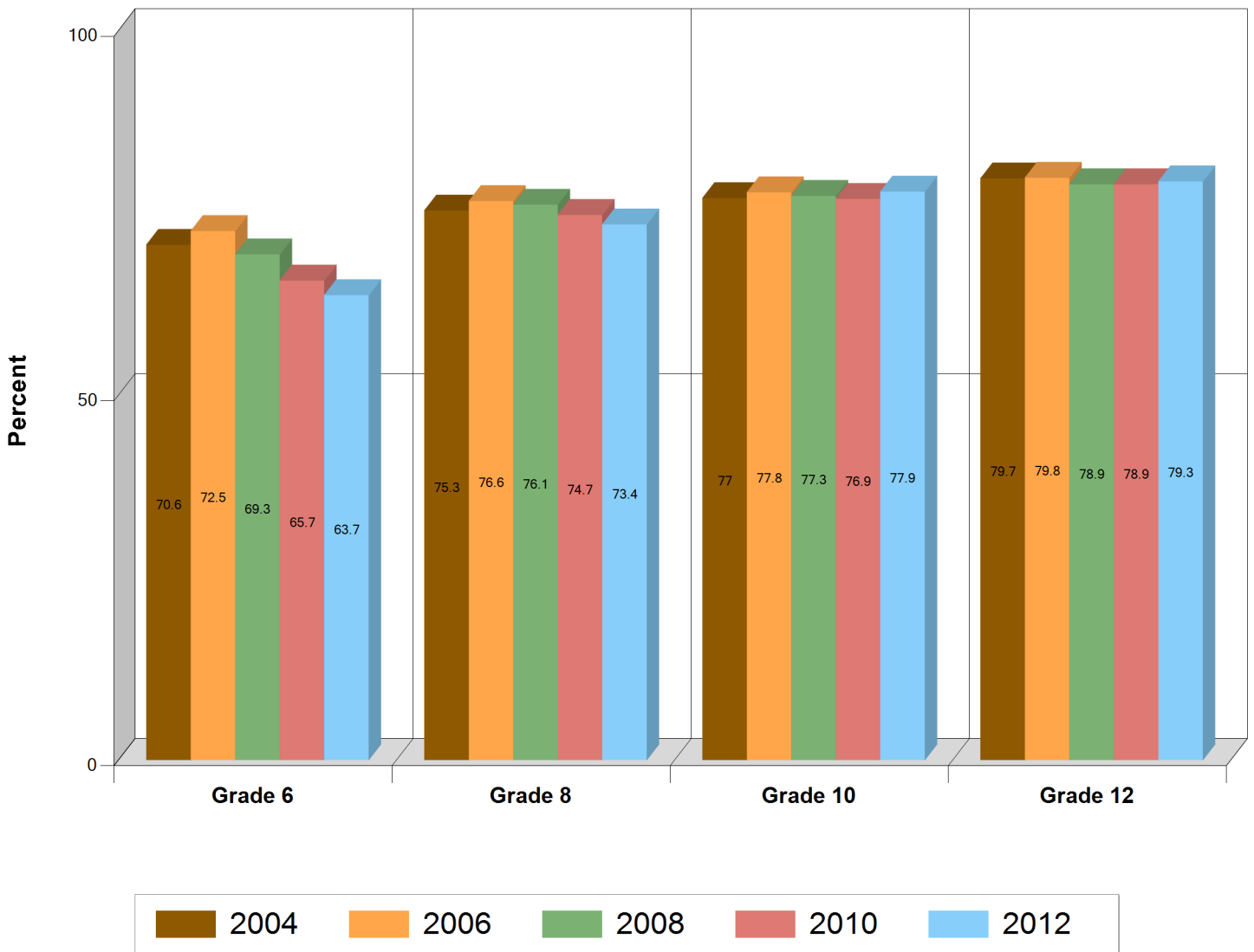
Risk Perception: Cigarettes

Kentucky

Question 14a - How much do you think people risk harming themselves (physically or in other ways) if they smoke one or more packs of cigarettes per day?

Percent that answered 'Moderate' or 'Great' Risk

Grade	2004	2006	2008	2010	2012
6	70.6%	72.5%	69.3%	65.7%	63.7%
8	75.3%	76.6%	76.1%	74.7%	73.4%
10	77%	77.8%	77.3%	76.9%	77.9%
12	79.7%	79.8%	78.9%	78.9%	79.3%



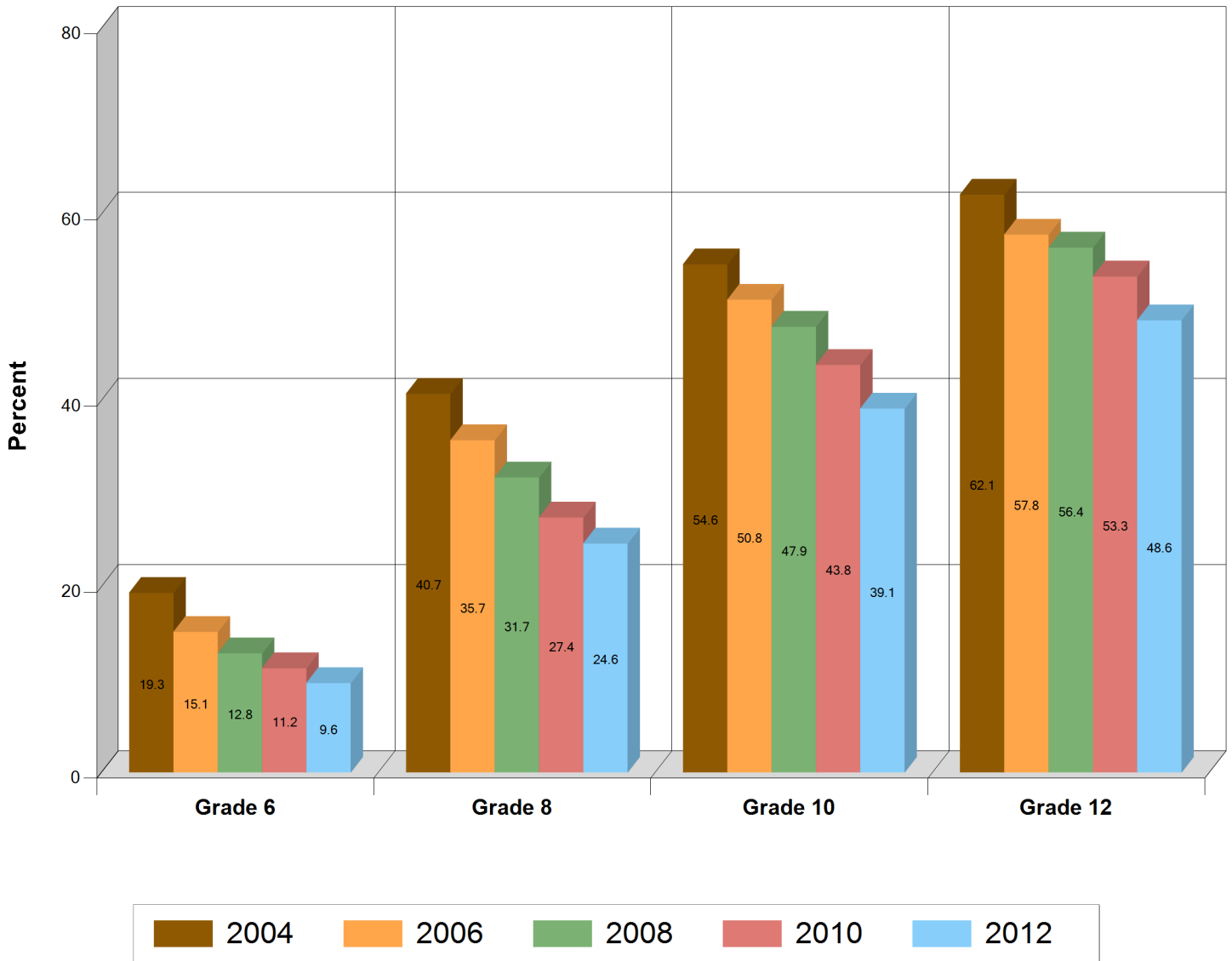
Lifetime Tobacco Usage

Kentucky

Question 18 - Have you ever smoked cigarettes?

Percent that answered at least 1 occasion

Grade	2004	2006	2008	2010	2012
6	19.3%	15.1%	12.8%	11.2%	9.6%
8	40.7%	35.7%	31.7%	27.4%	24.6%
10	54.6%	50.8%	47.9%	43.8%	39.1%
12	62.1%	57.8%	56.4%	53.3%	48.6%



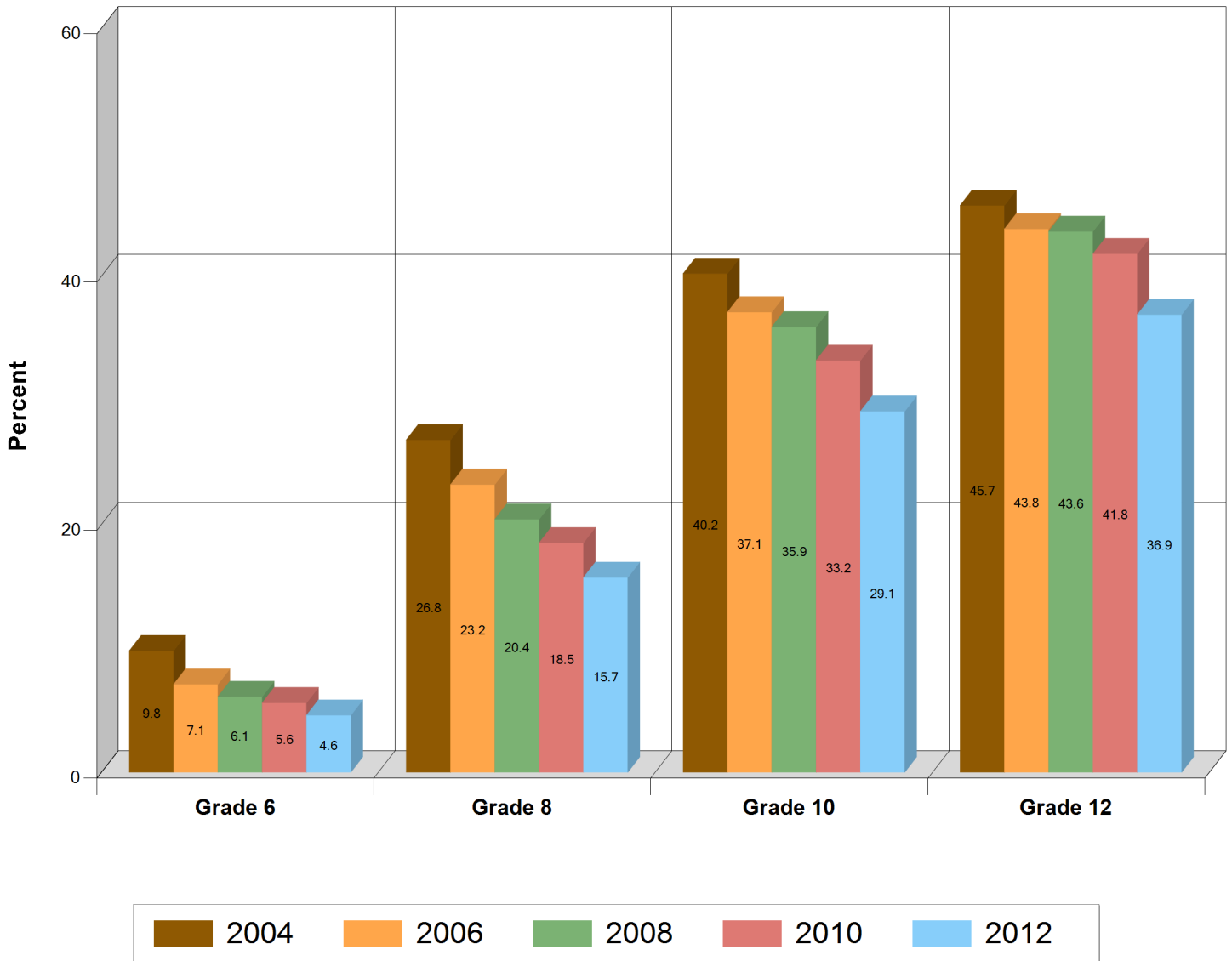
Past Year Cigarette Usage

Kentucky

Question 19 - How frequently have you smoked cigarettes during the past 12 months?

Percent that answered at least 1 occasion

Grade	2004	2006	2008	2010	2012
6	9.8%	7.1%	6.1%	5.6%	4.6%
8	26.8%	23.2%	20.4%	18.5%	15.7%
10	40.2%	37.1%	35.9%	33.2%	29.1%
12	45.7%	43.8%	43.6%	41.8%	36.9%



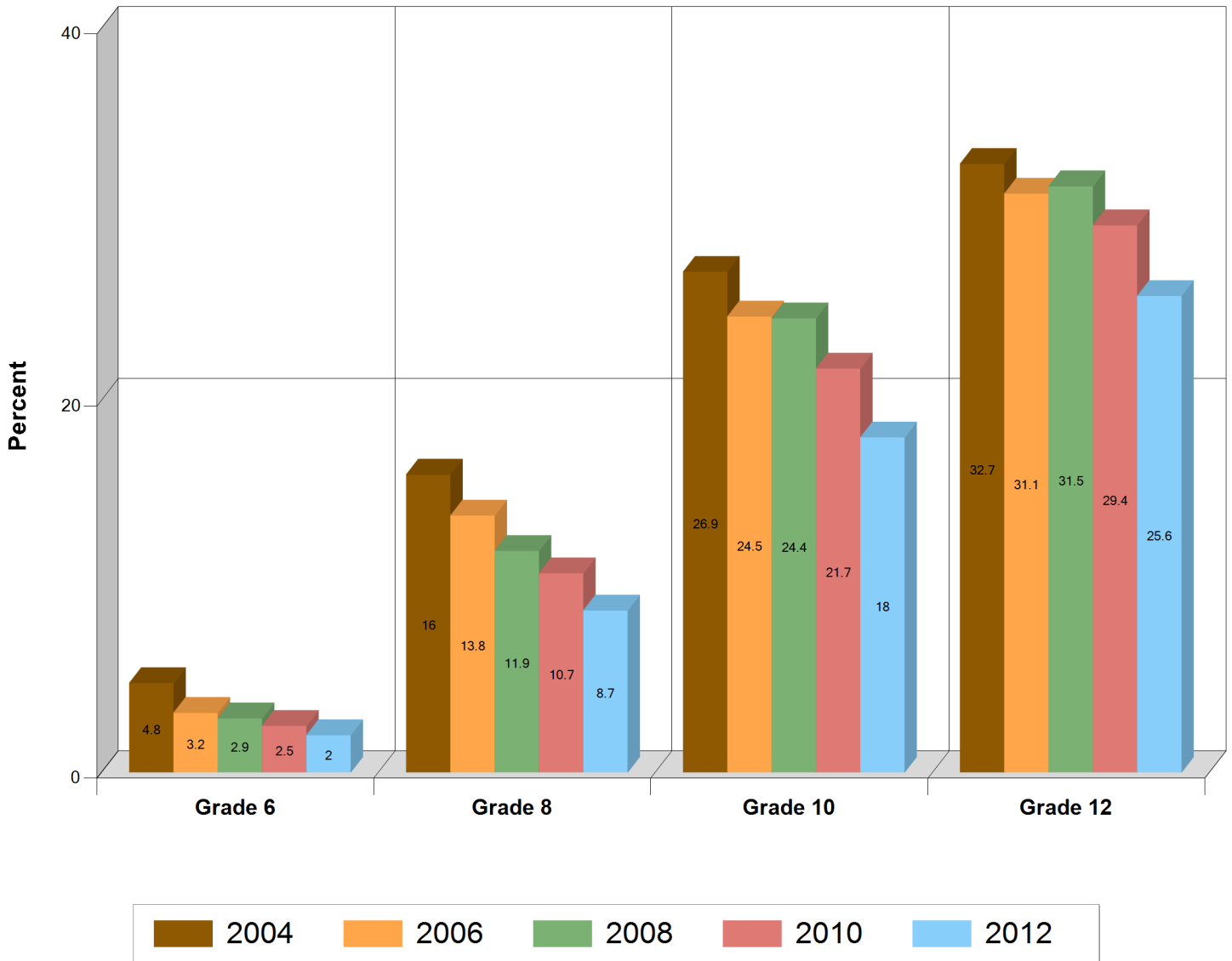
30 Day Cigarette Usage

Kentucky

Question 20 - How frequently have you smoked cigarettes during the past 30 days?

Percent that answered at least 1 occasion

Grade	2004	2006	2008	2010	2012
6	4.8%	3.2%	2.9%	2.5%	2%
8	16%	13.8%	11.9%	10.7%	8.7%
10	26.9%	24.5%	24.4%	21.7%	18%
12	32.7%	31.1%	31.5%	29.4%	25.6%



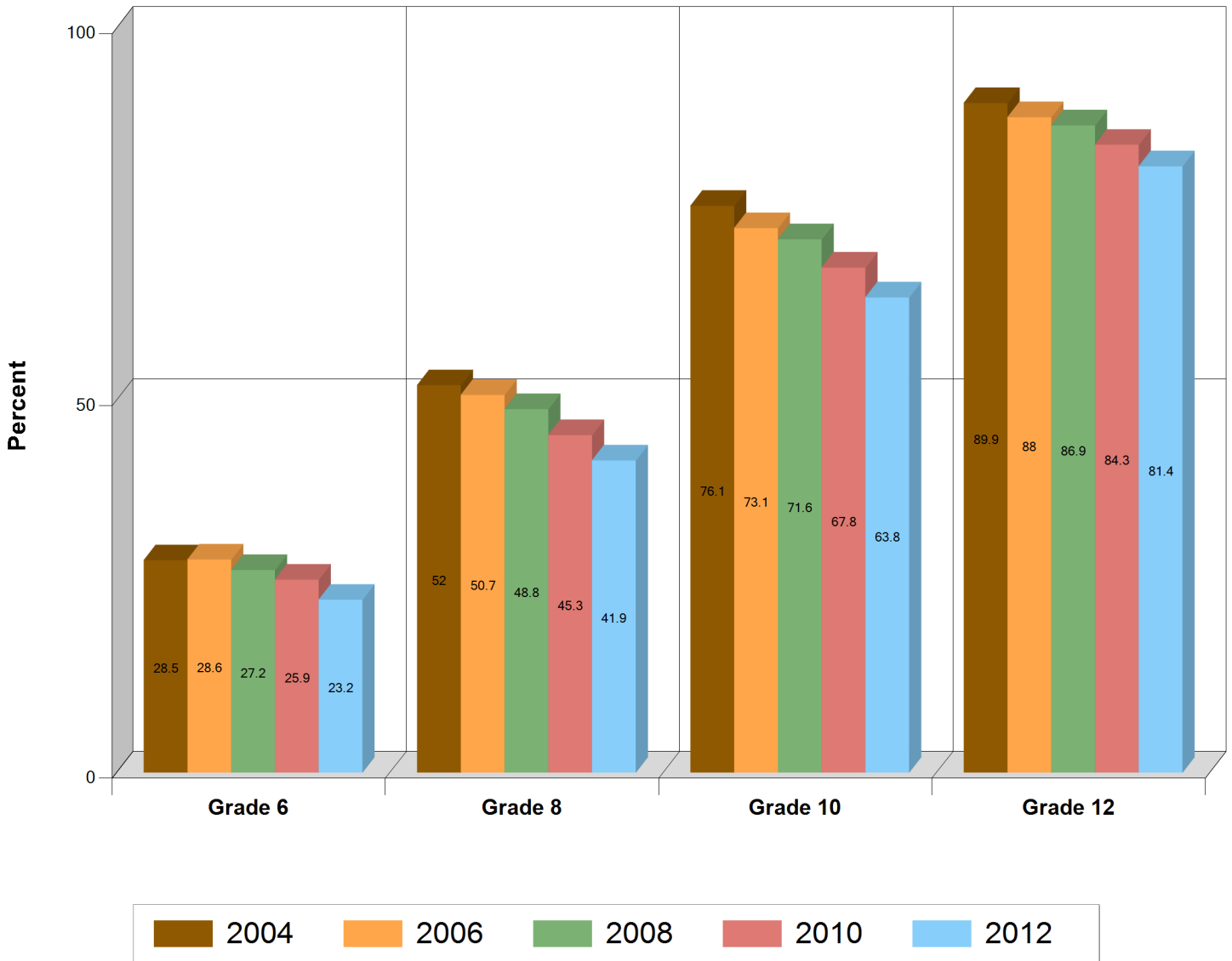
Accessibility : Cigarettes

Kentucky

Question 36 - How easy would it be for you to get some cigarettes?

Percent that answered 'Sort of easy' or 'Very easy'

Grade	2004	2006	2008	2010	2012
6	28.5%	28.6%	27.2%	25.9%	23.2%
8	52%	50.7%	48.8%	45.3%	41.9%
10	76.1%	73.1%	71.6%	67.8%	63.8%
12	89.9%	88%	86.9%	84.3%	81.4%



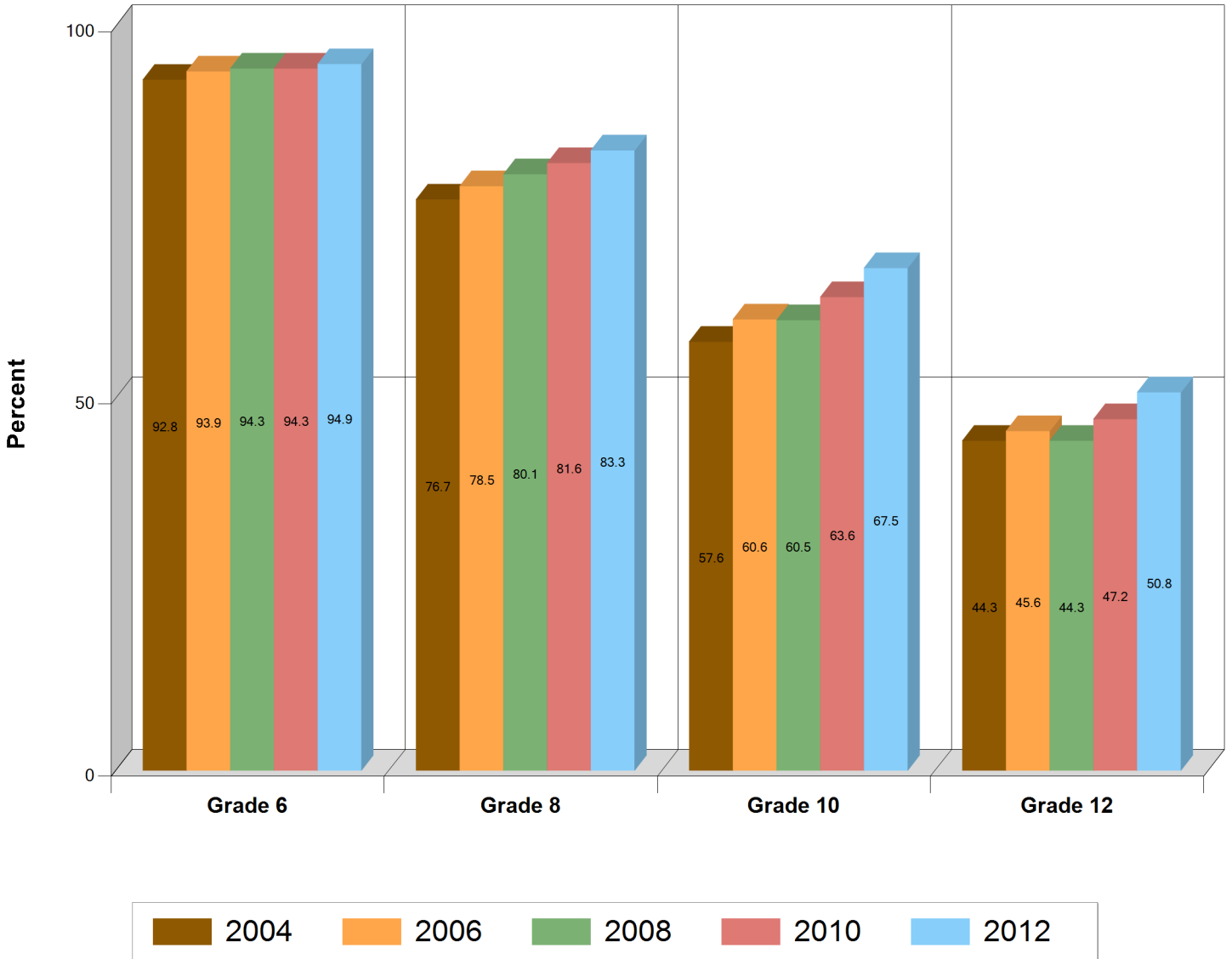
Personal Disapproval : Cigarette

Kentucky

Question 40b - How wrong do you think it would be for someone your age to smoke cigarettes?

Percent that answered 'Wrong' or 'Very Wrong'

Grade	2004	2006	2008	2010	2012
6	92.8%	93.9%	94.3%	94.3%	94.9%
8	76.7%	78.5%	80.1%	81.6%	83.3%
10	57.6%	60.6%	60.5%	63.6%	67.5%
12	44.3%	45.6%	44.3%	47.2%	50.8%



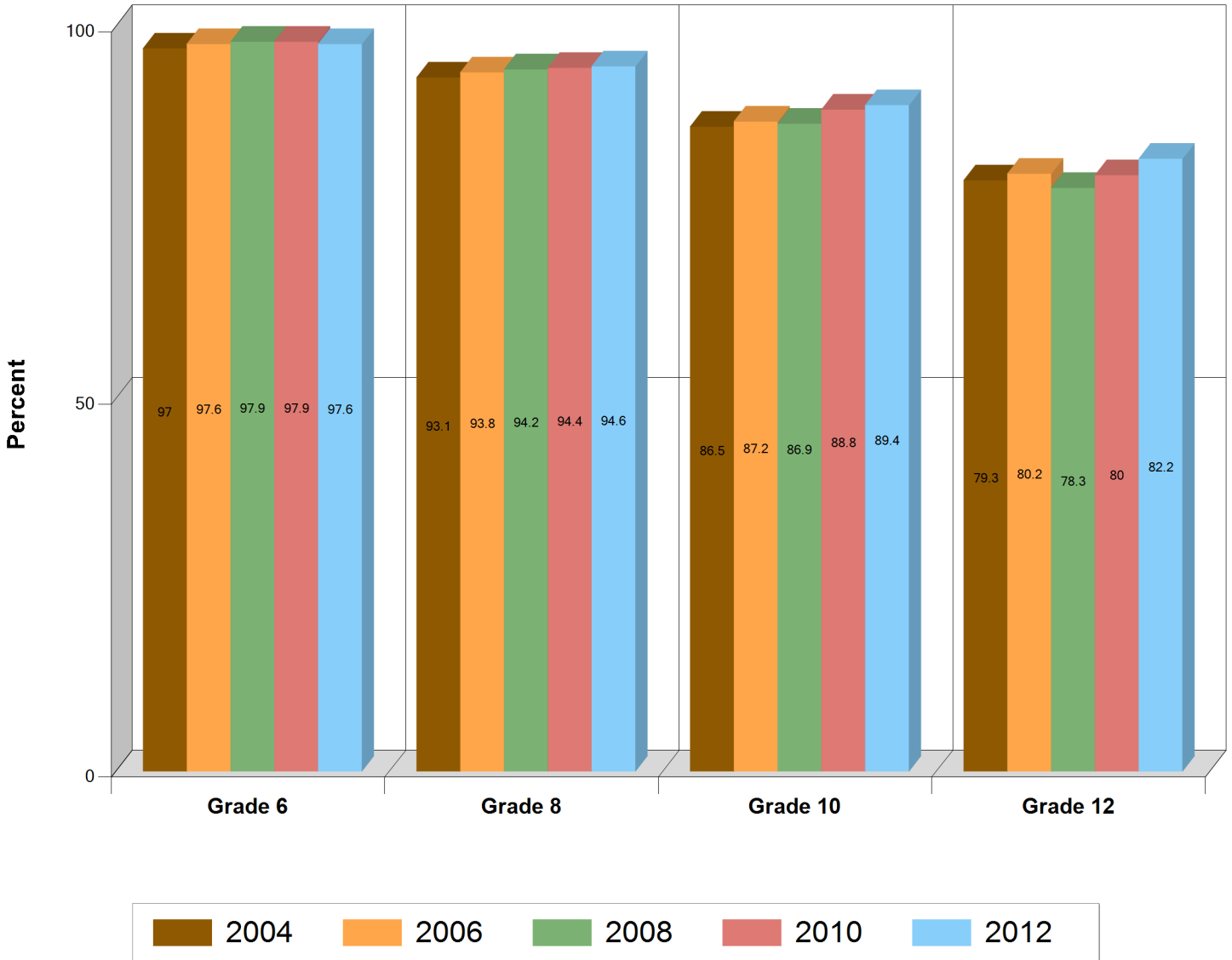
Parental Disapproval : Cigarettes

Kentucky

Question 41b - How wrong do your parents feel it would be for you to smoke cigarettes?

Percent that answered 'Wrong' or 'Very Wrong'

Grade	2004	2006	2008	2010	2012
6	97%	97.6%	97.9%	97.9%	97.6%
8	93.1%	93.8%	94.2%	94.4%	94.6%
10	86.5%	87.2%	86.9%	88.8%	89.4%
12	79.3%	80.2%	78.3%	80%	82.2%



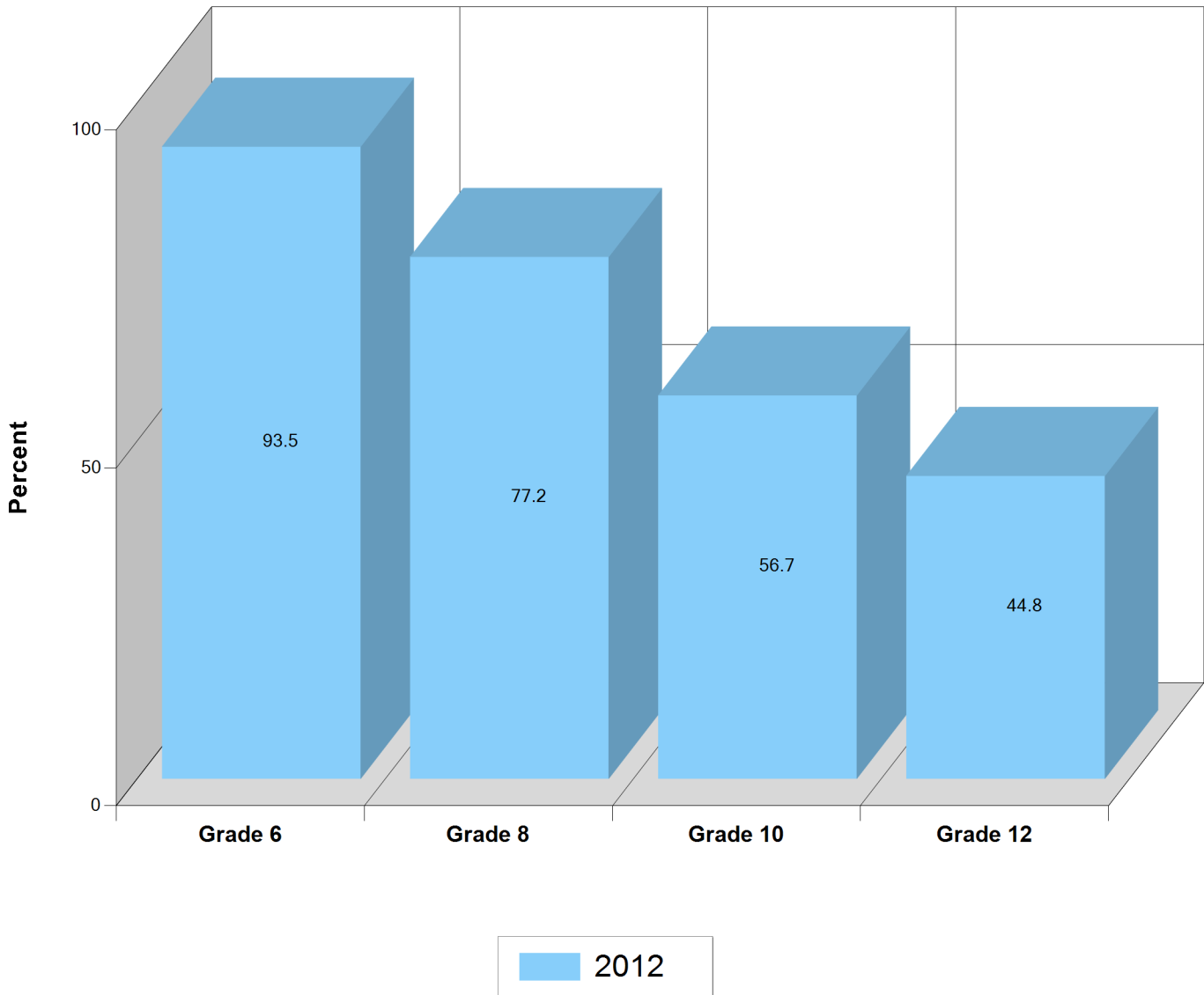
Friend Disapproval : Smoking

Kentucky

Question 55b - How wrong do your friends feel it would be for you to smoke tobacco?

Percent that answered 'Wrong' or 'Very Wrong'

Grade	2012
6	93.5%
8	77.2%
10	56.7%
12	44.8%



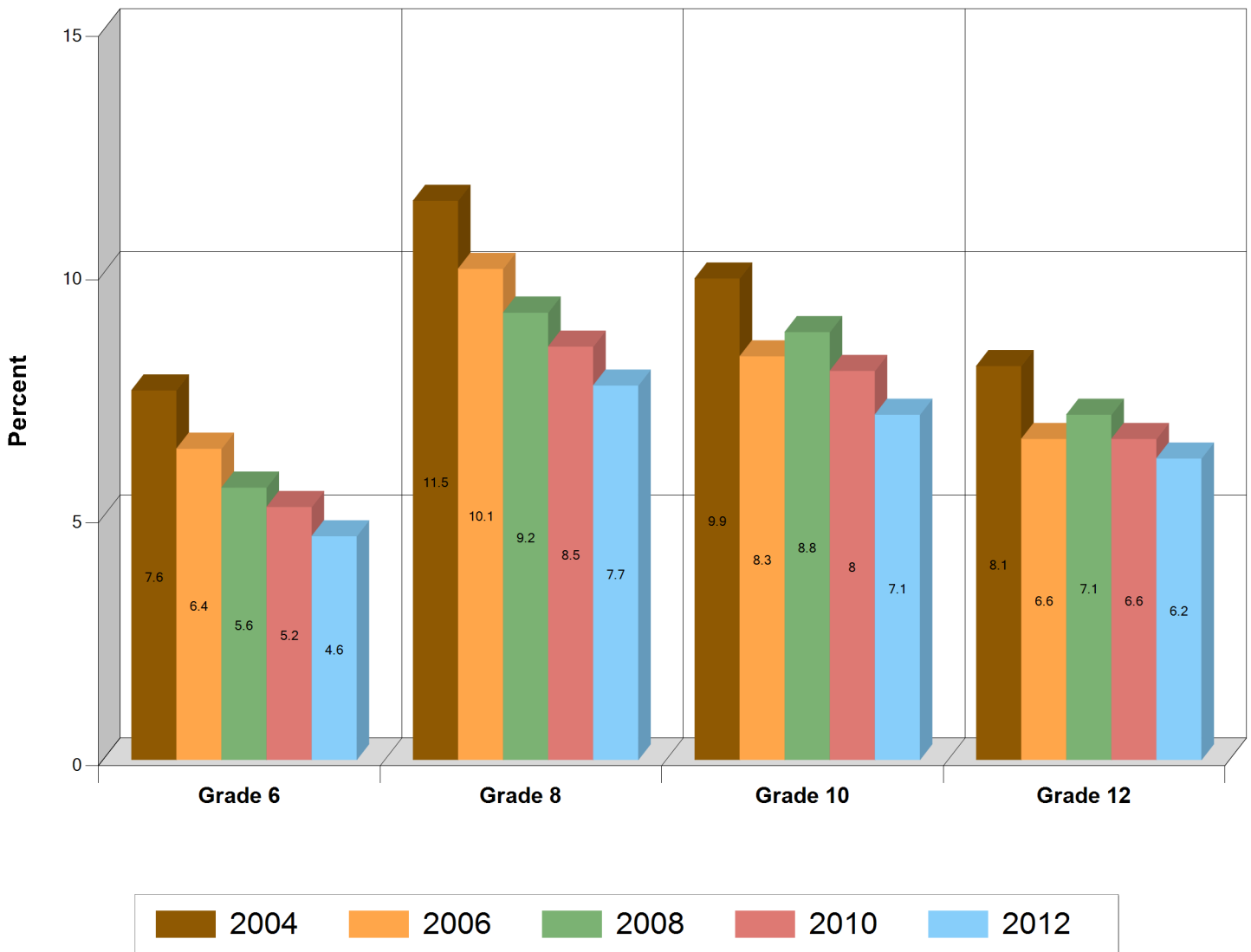
Age of Onset Smokeless Tobacco

Kentucky

Question 12i - When (if ever) did you first use smokeless tobacco (chew, snuff, dipping tobacco, chewing tobacco)?

Percent that answered 12 or younger

Grade	2004	2006	2008	2010	2012
6	7.6%	6.4%	5.6%	5.2%	4.6%
8	11.5%	10.1%	9.2%	8.5%	7.7%
10	9.9%	8.3%	8.8%	8%	7.1%
12	8.1%	6.6%	7.1%	6.6%	6.2%



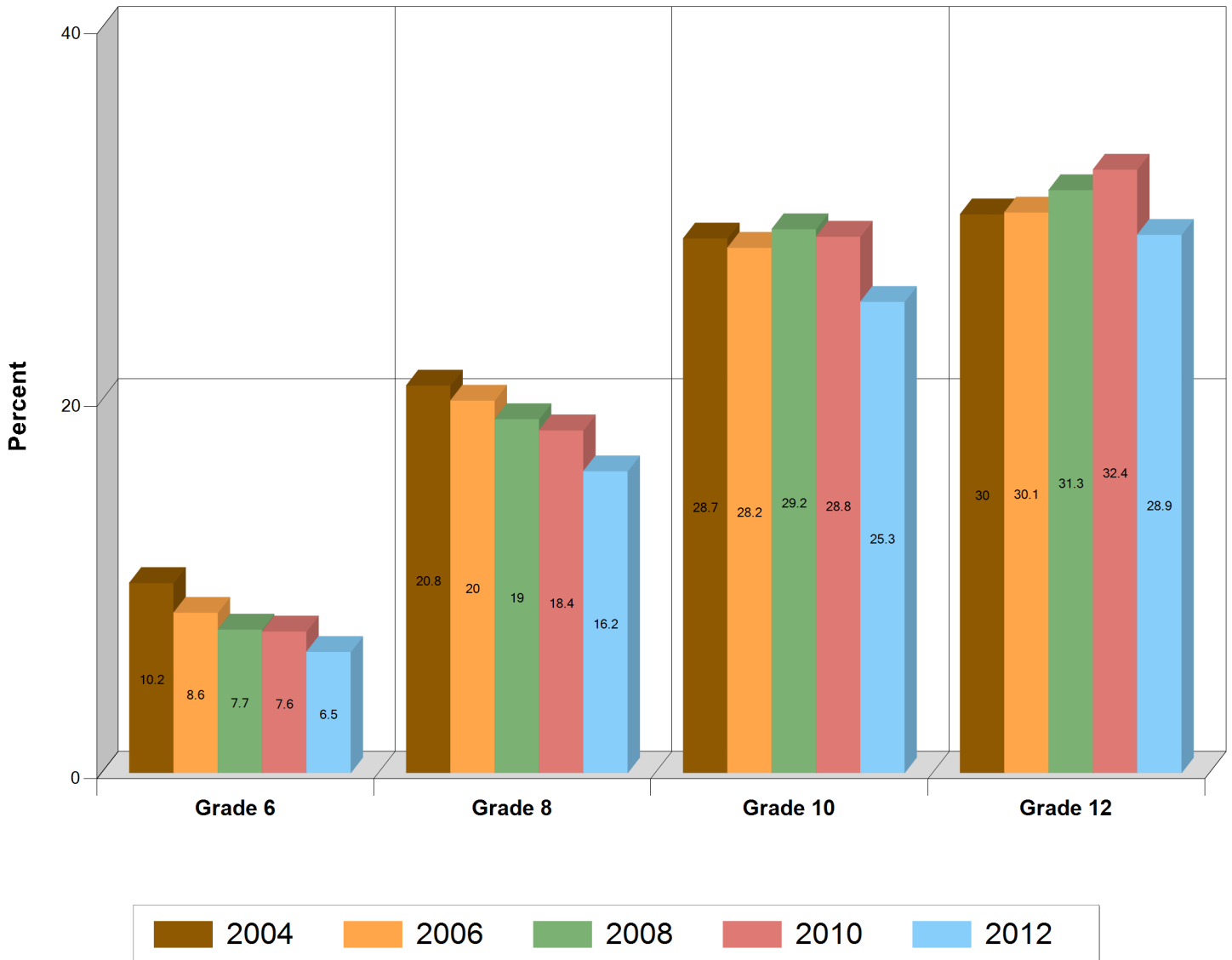
Lifetime Smokeless Tobacco Usage

Kentucky

Question 15 - Have you ever used smokeless tobacco (chew, snuff, dipping tobacco, chewing tobacco)?

Percent that answered at least 1 occasion

Grade	2004	2006	2008	2010	2012
6	10.2%	8.6%	7.7%	7.6%	6.5%
8	20.8%	20%	19%	18.4%	16.2%
10	28.7%	28.2%	29.2%	28.8%	25.3%
12	30%	30.1%	31.3%	32.4%	28.9%



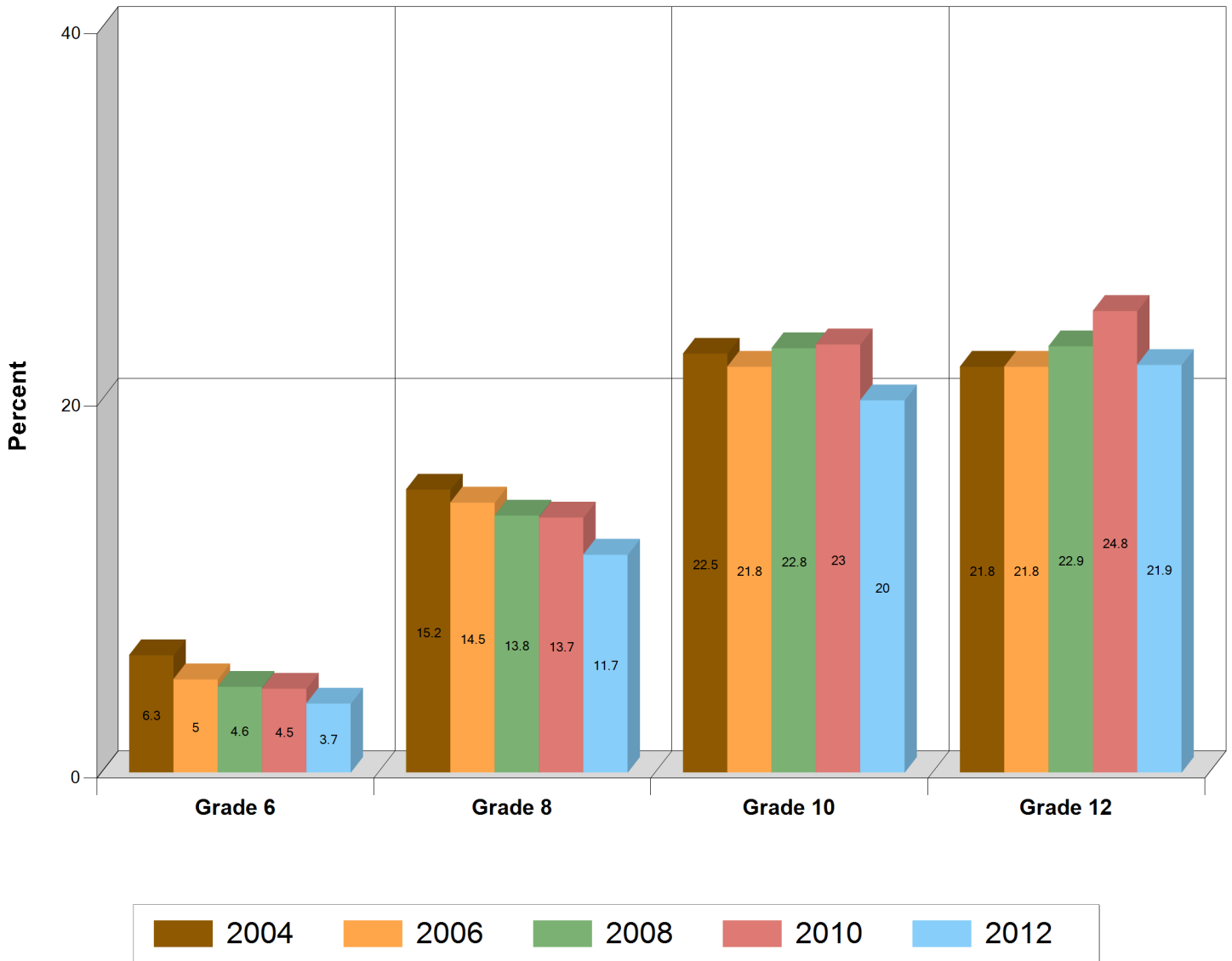
Past Year Smokeless Tobacco Usage

Kentucky

Question 16 - How frequently have you used smokeless tobacco during the past 12 months?

Percent that answered at least 1 occasion

Grade	2004	2006	2008	2010	2012
6	6.3%	5%	4.6%	4.5%	3.7%
8	15.2%	14.5%	13.8%	13.7%	11.7%
10	22.5%	21.8%	22.8%	23%	20%
12	21.8%	21.8%	22.9%	24.8%	21.9%



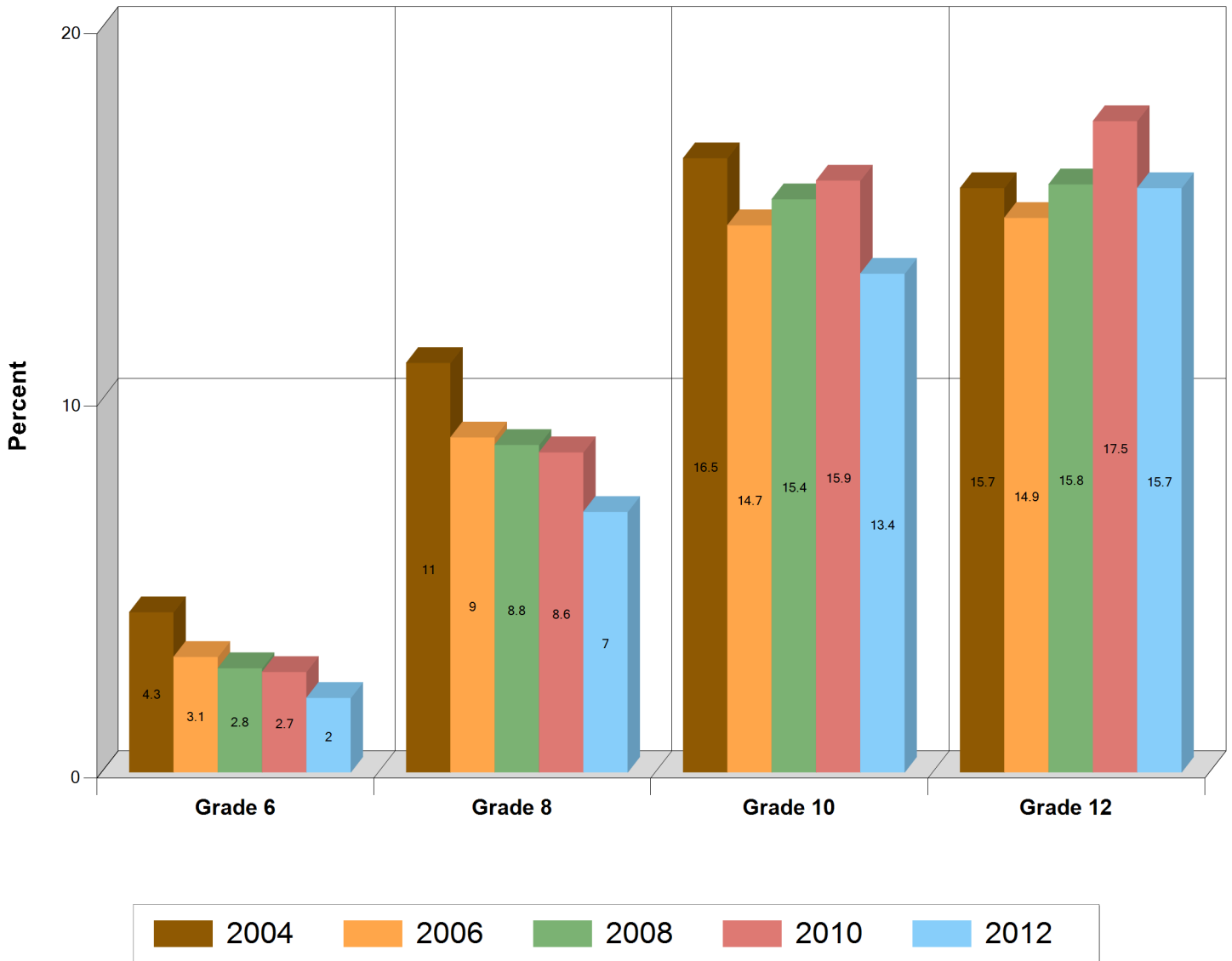
30 Day Smokeless Tobacco Usage

Kentucky

Question 17 - How frequently have you used smokeless tobacco during the past 30 days?

Percent that answered at least 1 occasion

Grade	2004	2006	2008	2010	2012
6	4.3%	3.1%	2.8%	2.7%	2%
8	11%	9%	8.8%	8.6%	7%
10	16.5%	14.7%	15.4%	15.9%	13.4%
12	15.7%	14.9%	15.8%	17.5%	15.7%



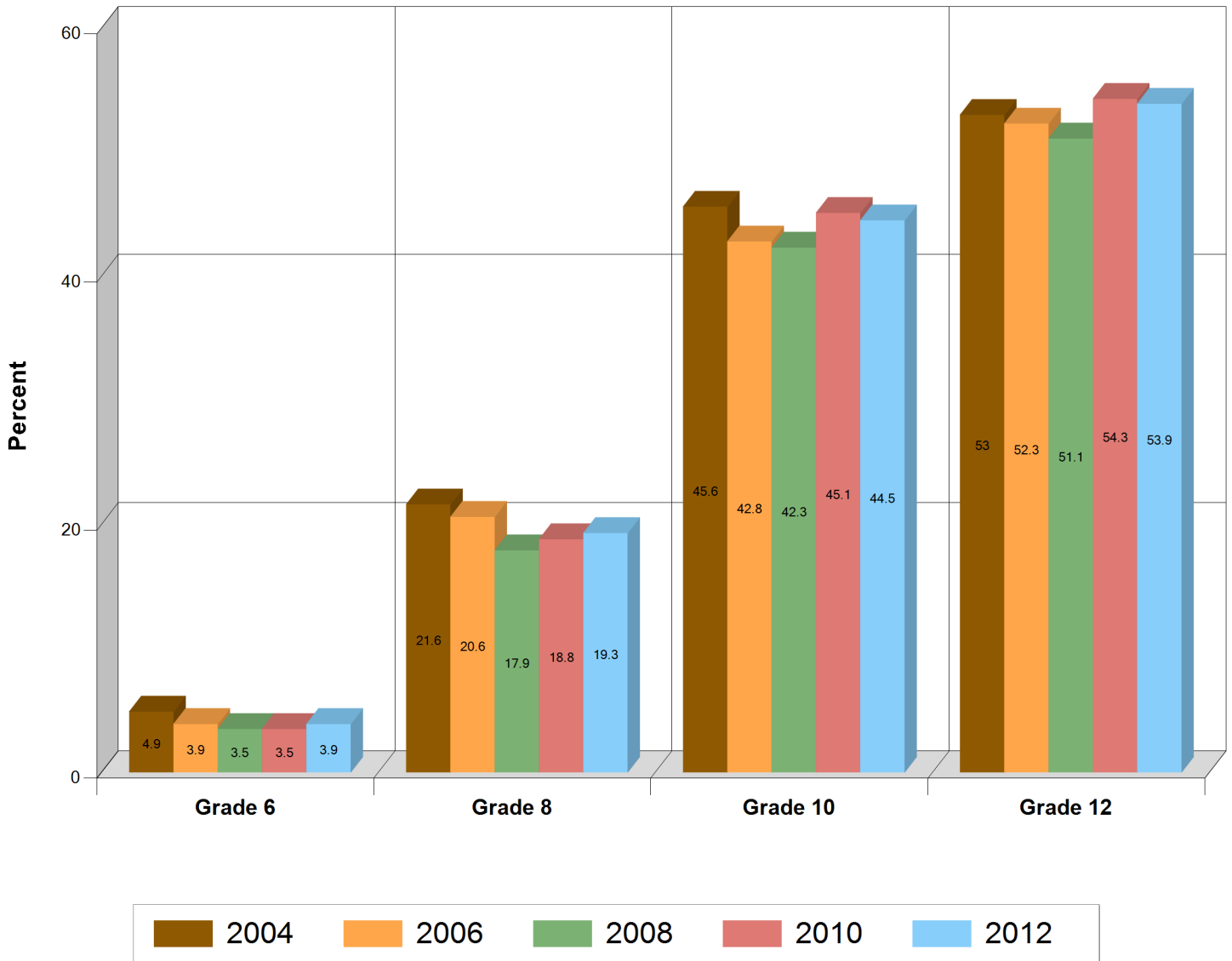
Peer Marijuana Prevalence

Kentucky

Question 11c - In the past year how many, if any, of your four best friends have used marijuana?

Percent that answered one or more friends

Grade	2004	2006	2008	2010	2012
6	4.9%	3.9%	3.5%	3.5%	3.9%
8	21.6%	20.6%	17.9%	18.8%	19.3%
10	45.6%	42.8%	42.3%	45.1%	44.5%
12	53%	52.3%	51.1%	54.3%	53.9%



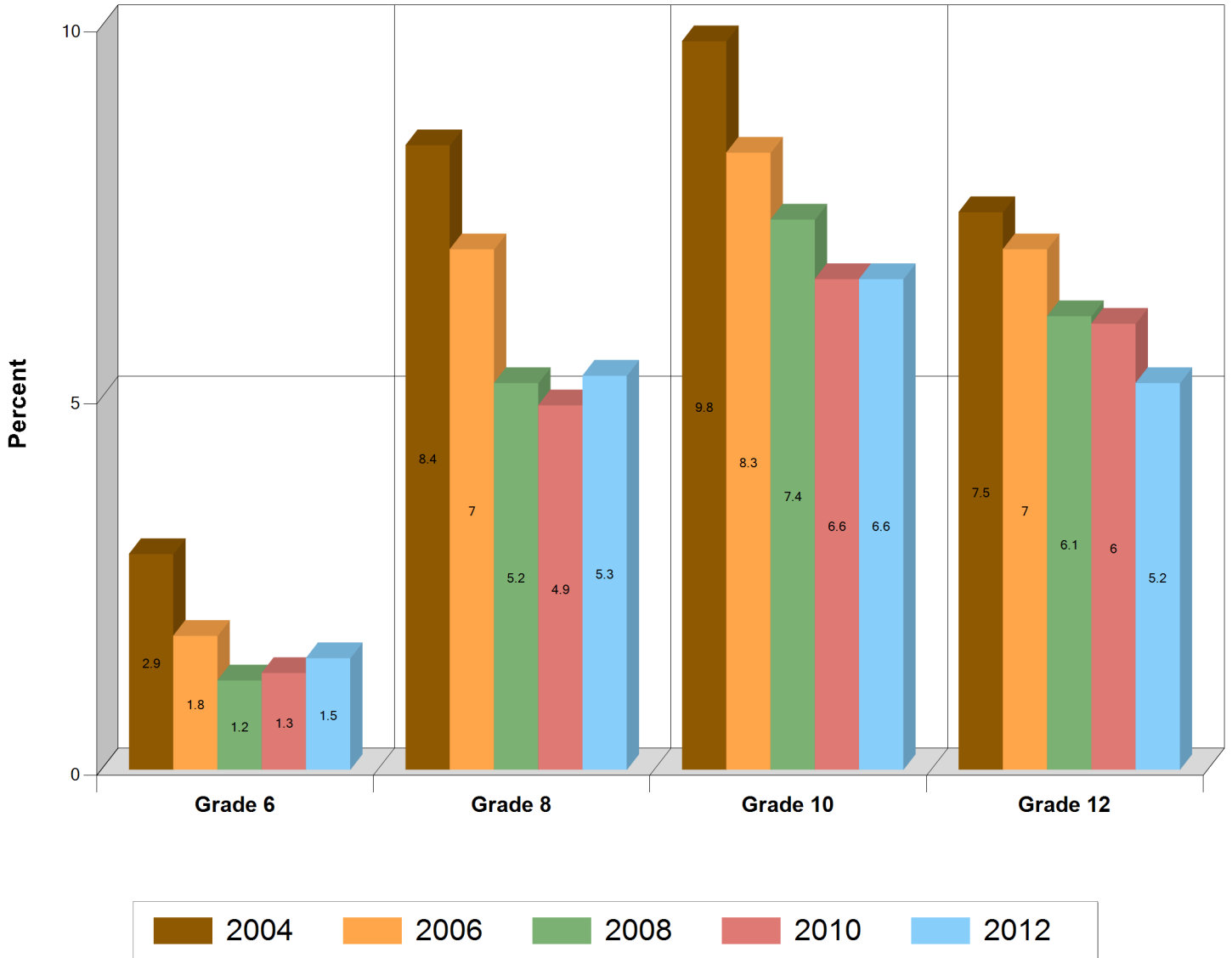
Age of Onset Marijuana

Kentucky

Question 12a - When (if ever) did you first smoke marijuana?

Percent that answered 12 or younger

Grade	2004	2006	2008	2010	2012
6	2.9%	1.8%	1.2%	1.3%	1.5%
8	8.4%	7%	5.2%	4.9%	5.3%
10	9.8%	8.3%	7.4%	6.6%	6.6%
12	7.5%	7%	6.1%	6%	5.2%



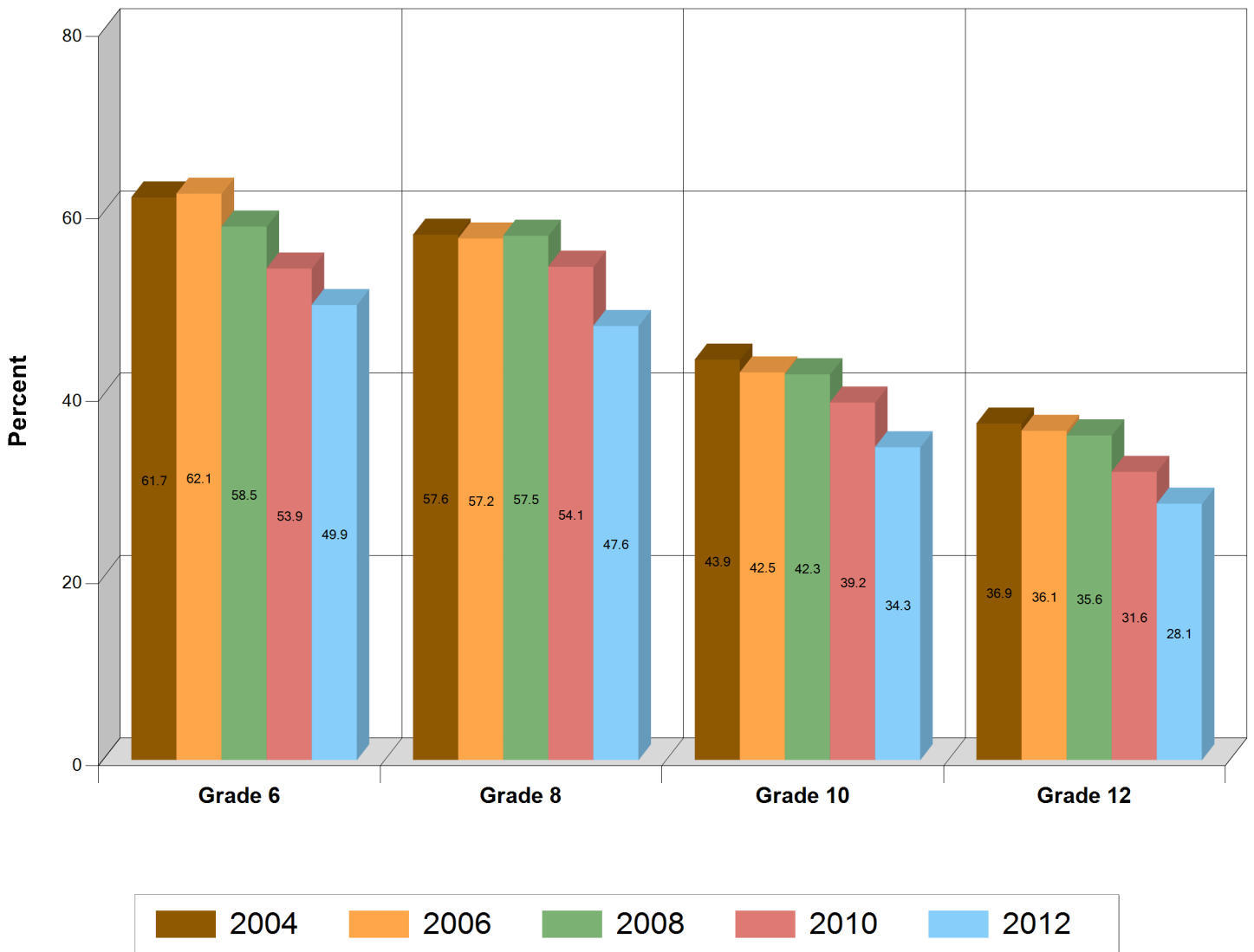
Risk Perception: Marijuana

Kentucky

Question 14b - How much do you think people risk harming themselves if they try marijuana once or twice?

Percent that answered 'Moderate' or 'Great' Risk

Grade	2004	2006	2008	2010	2012
6	61.7%	62.1%	58.5%	53.9%	49.9%
8	57.6%	57.2%	57.5%	54.1%	47.6%
10	43.9%	42.5%	42.3%	39.2%	34.3%
12	36.9%	36.1%	35.6%	31.6%	28.1%



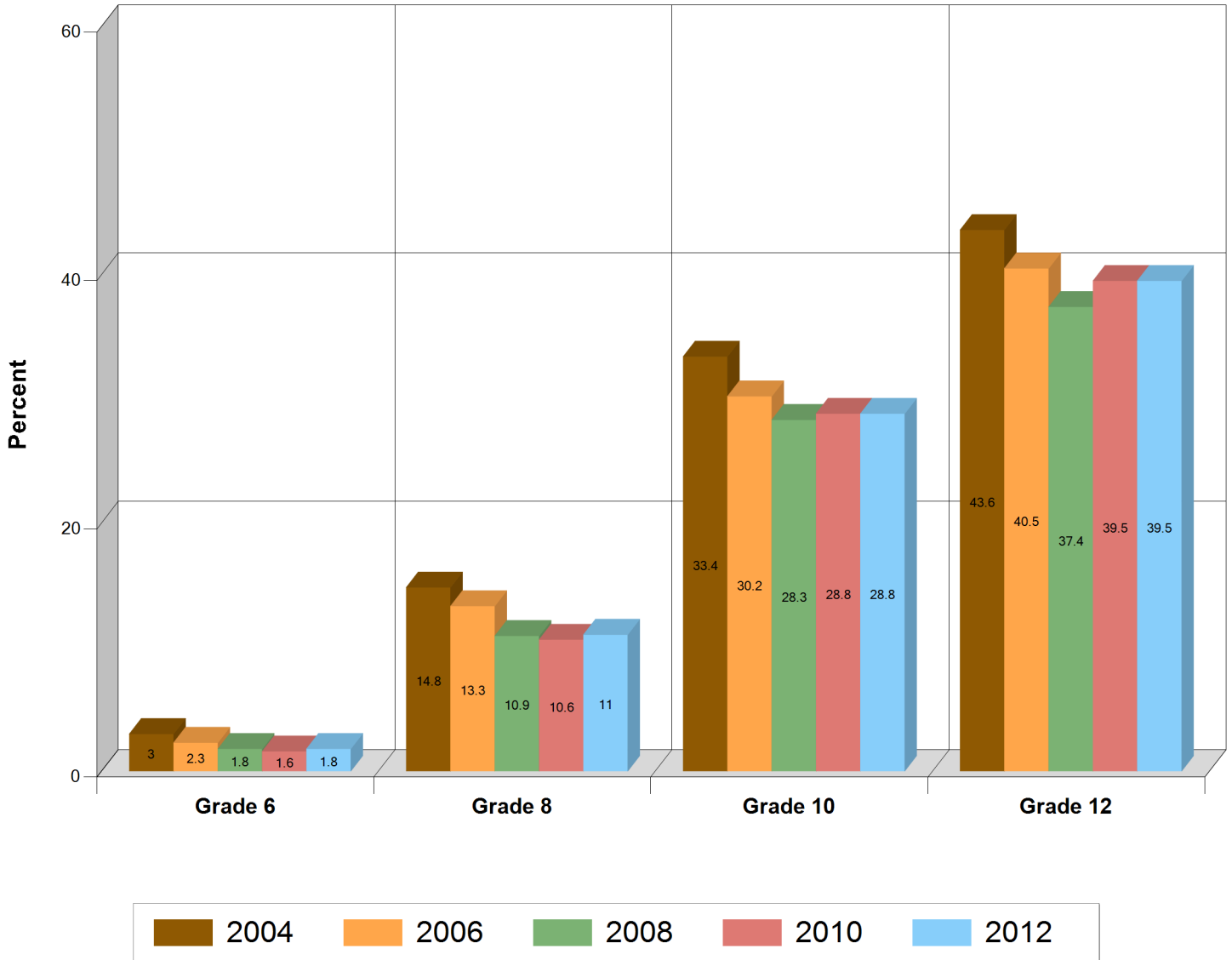
Lifetime Marijuana Use

Kentucky

Question 24a - On how many occasions in your lifetime have you used marijuana?

Percent that answered at least 1 occasion

Grade	2004	2006	2008	2010	2012
6	3%	2.3%	1.8%	1.6%	1.8%
8	14.8%	13.3%	10.9%	10.6%	11%
10	33.4%	30.2%	28.3%	28.8%	28.8%
12	43.6%	40.5%	37.4%	39.5%	39.5%



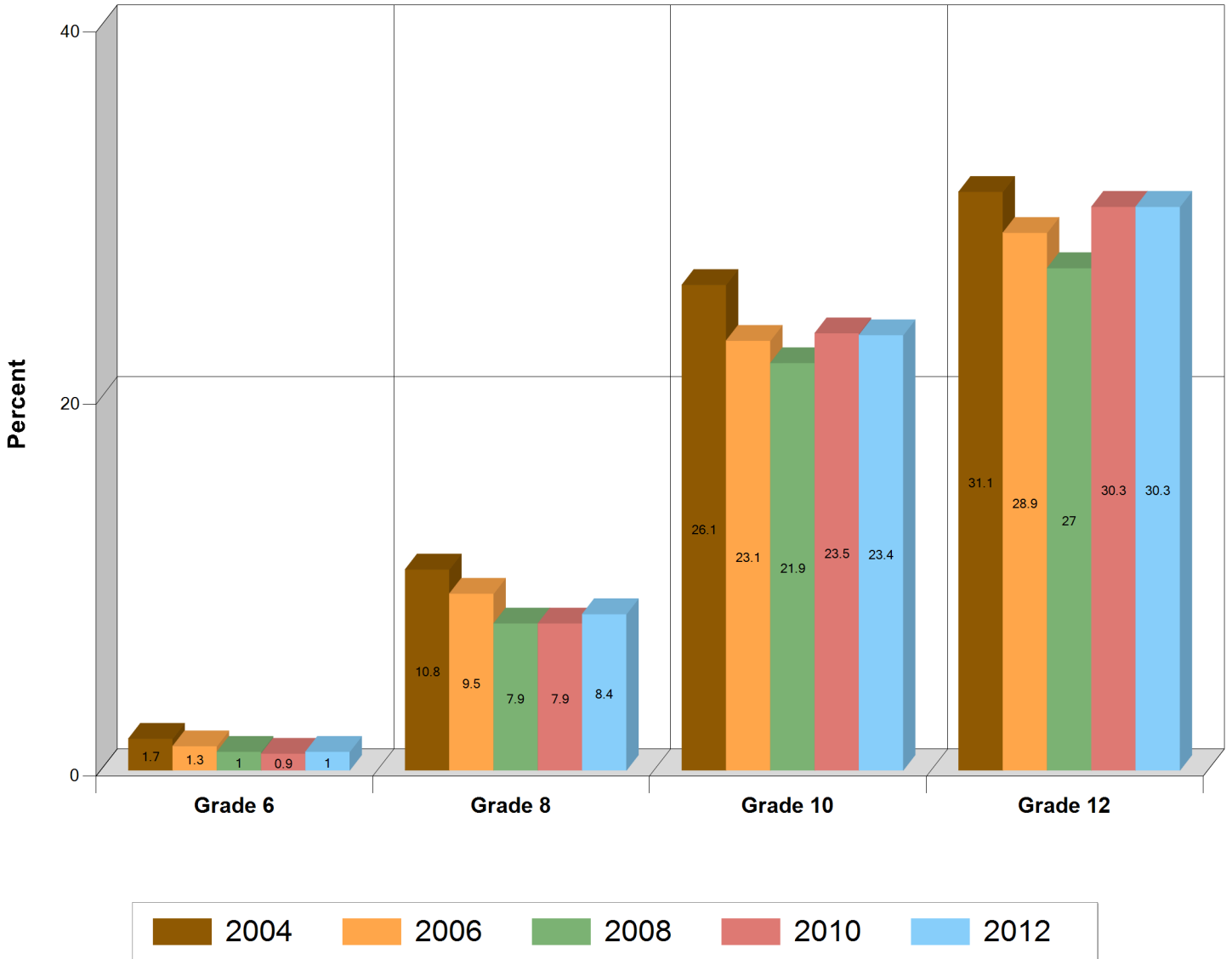
Past Year Marijuana Use

Kentucky

Question 24b - On how many occasions in the past 12 months have you used marijuana?

Percent that answered at least 1 occasion

Grade	2004	2006	2008	2010	2012
6	1.7%	1.3%	1%	0.9%	1%
8	10.8%	9.5%	7.9%	7.9%	8.4%
10	26.1%	23.1%	21.9%	23.5%	23.4%
12	31.1%	28.9%	27%	30.3%	30.3%



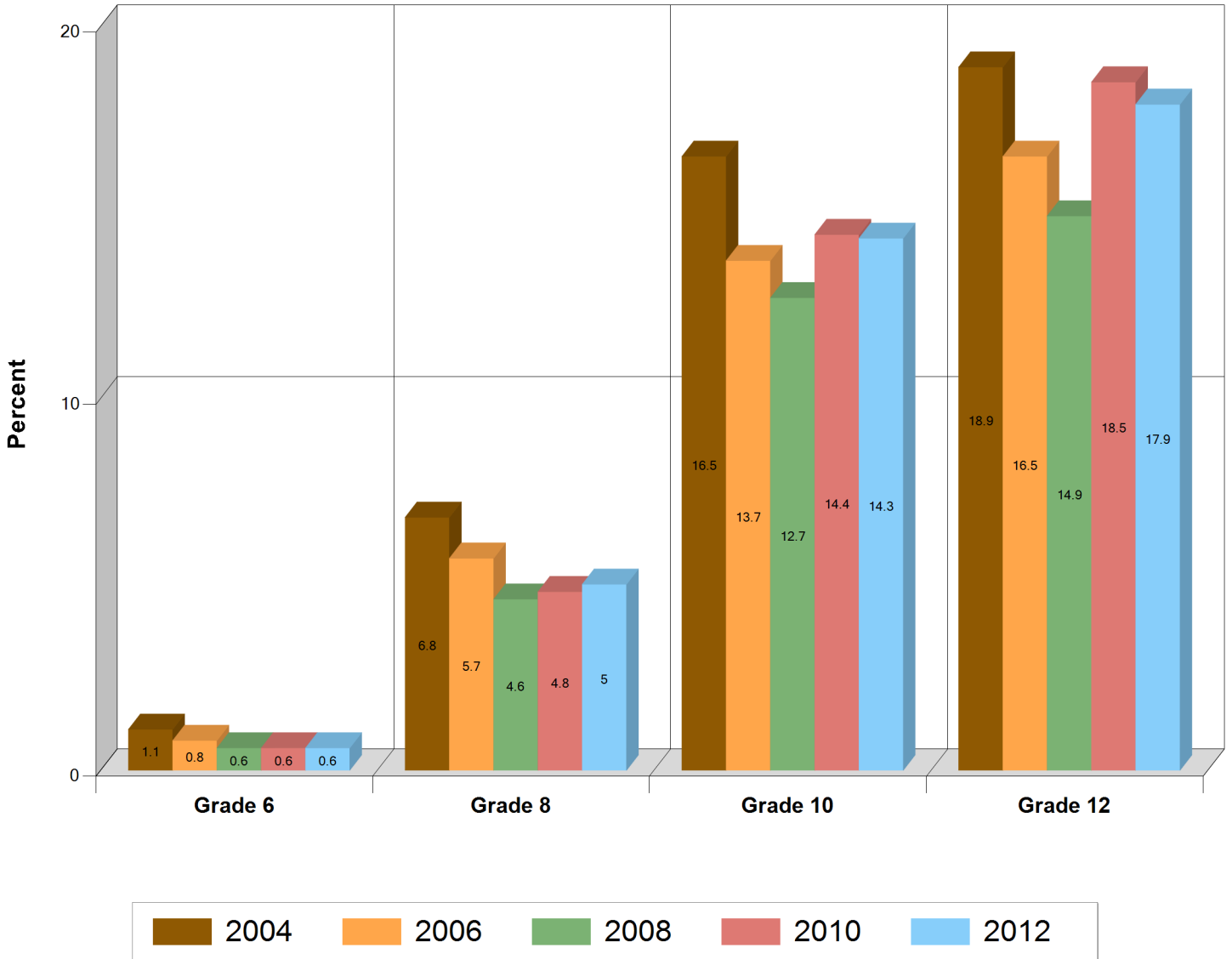
30 Day Marijuana Usage

Kentucky

Question 24c - On how many occasions in the past 30 days have you used marijuana?

Percent that answered at least 1 occasion

Grade	2004	2006	2008	2010	2012
6	1.1%	0.8%	0.6%	0.6%	0.6%
8	6.8%	5.7%	4.6%	4.8%	5%
10	16.5%	13.7%	12.7%	14.4%	14.3%
12	18.9%	16.5%	14.9%	18.5%	17.9%



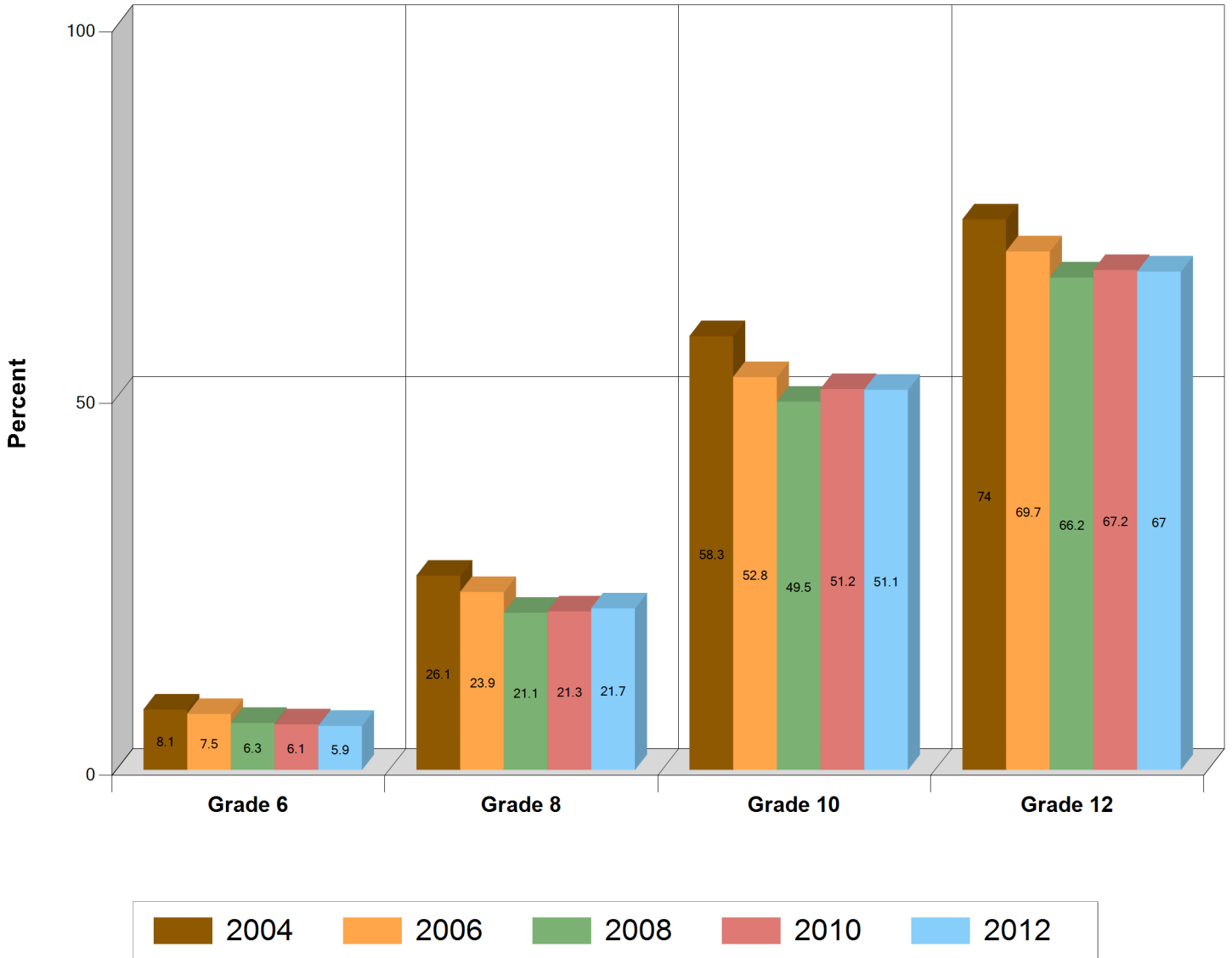
Accessibility : Marijuana

Kentucky

Question 39 - How easy would it be for you to get some marijuana?

Percent that answered 'Sort of easy' or 'Very easy'

Grade	2004	2006	2008	2010	2012
6	8.1%	7.5%	6.3%	6.1%	5.9%
8	26.1%	23.9%	21.1%	21.3%	21.7%
10	58.3%	52.8%	49.5%	51.2%	51.1%
12	74%	69.7%	66.2%	67.2%	67%



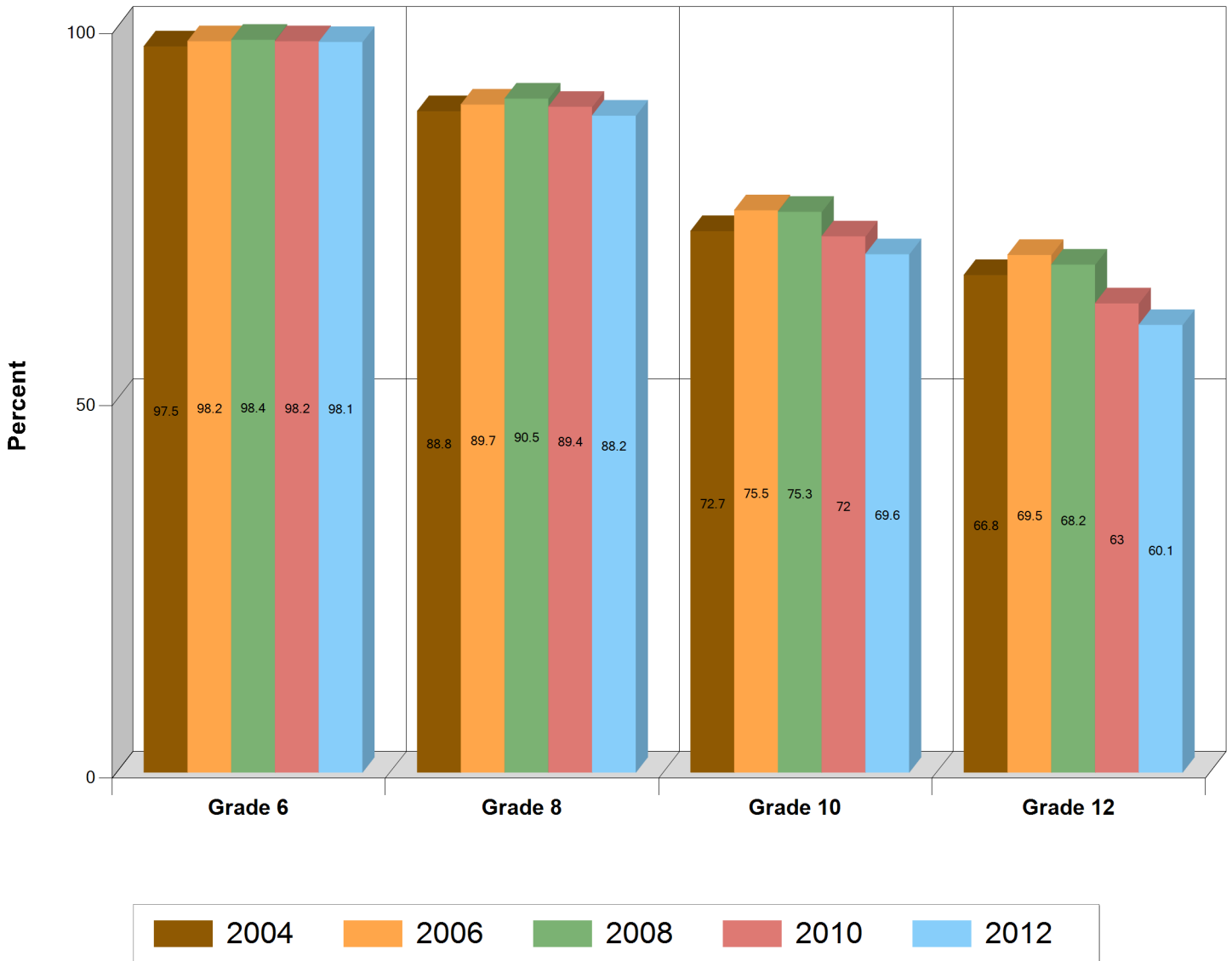
Personal Disapproval : Marijuana

Kentucky

Question 40c - How wrong do you think it would be for someone your age to smoke marijuana?

Percent that answered 'Wrong' or 'Very Wrong'

Grade	2004	2006	2008	2010	2012
6	97.5%	98.2%	98.4%	98.2%	98.1%
8	88.8%	89.7%	90.5%	89.4%	88.2%
10	72.7%	75.5%	75.3%	72%	69.6%
12	66.8%	69.5%	68.2%	63%	60.1%



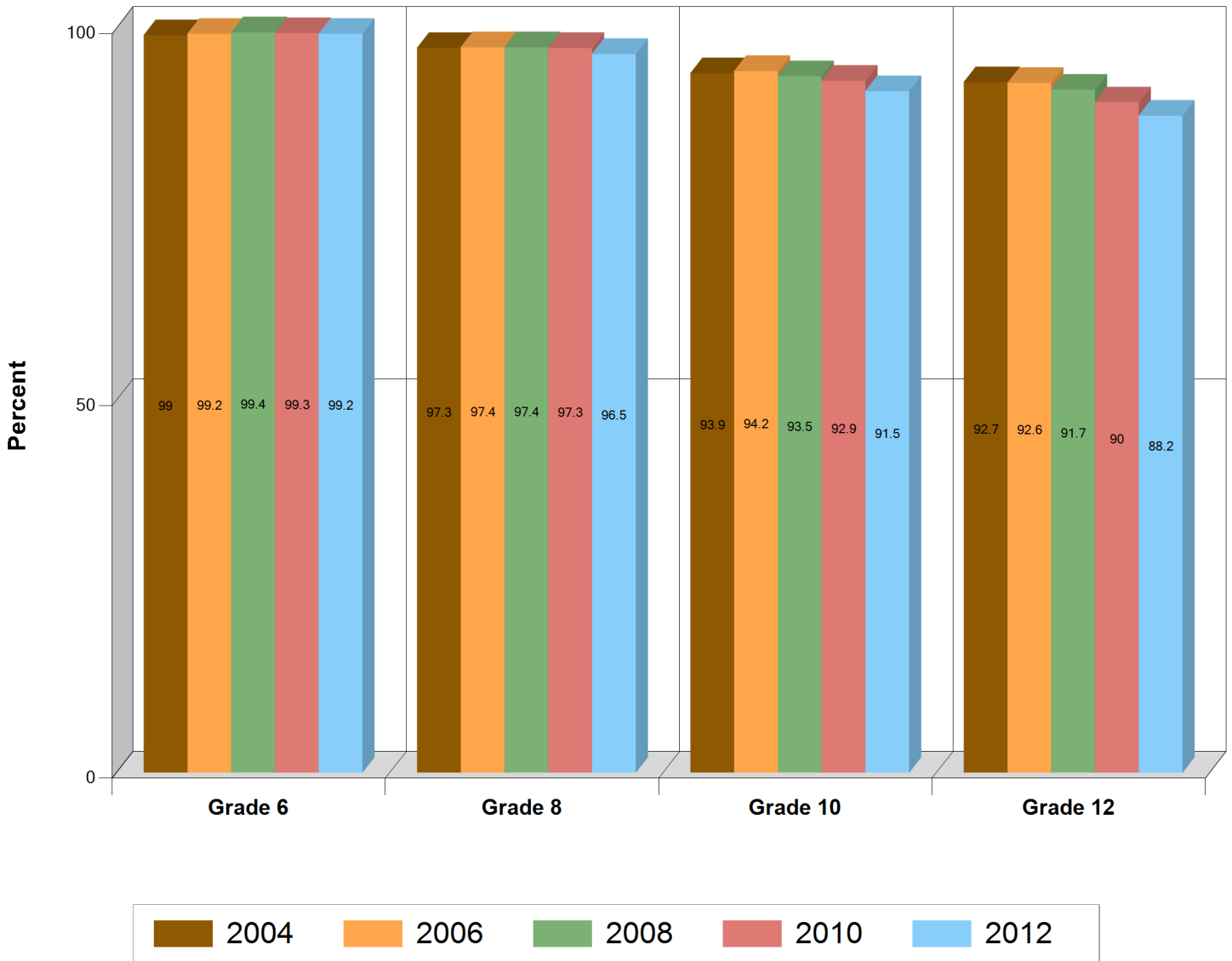
Parental Disapproval : Marijuana

Kentucky

Question 41c - How wrong do your parents feel it would be for you to smoke marijuana?

Percent that answered 'Wrong' or 'Very Wrong'

Grade	2004	2006	2008	2010	2012
6	99%	99.2%	99.4%	99.3%	99.2%
8	97.3%	97.4%	97.4%	97.3%	96.5%
10	93.9%	94.2%	93.5%	92.9%	91.5%
12	92.7%	92.6%	91.7%	90%	88.2%



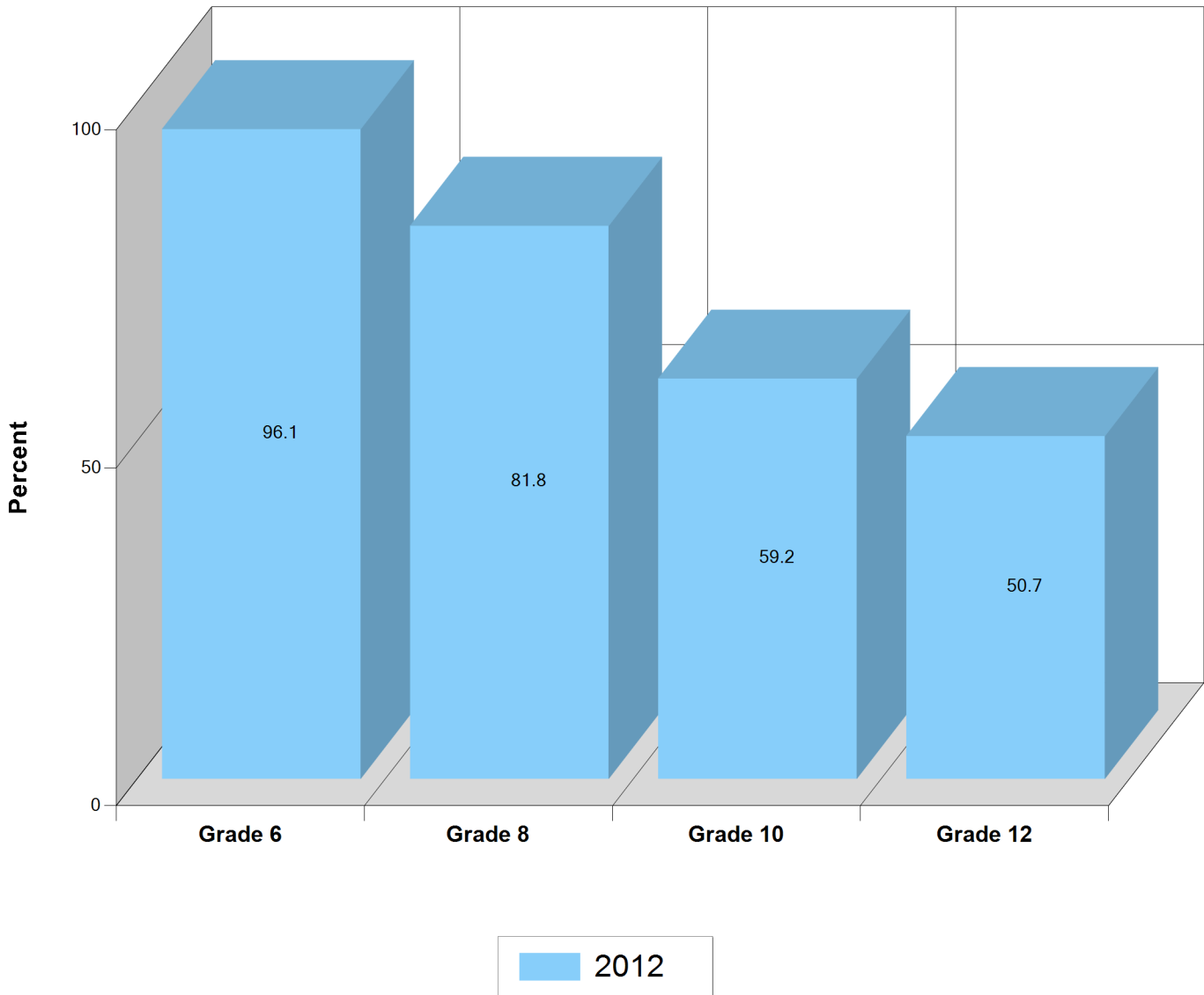
Friend Disapproval : Marijuana

Kentucky

Question 55c - How wrong do your friends feel it would be for you to smoke marijuana?

Percent that answered 'Wrong' or 'Very Wrong'

Grade	2012
6	96.1%
8	81.8%
10	59.2%
12	50.7%



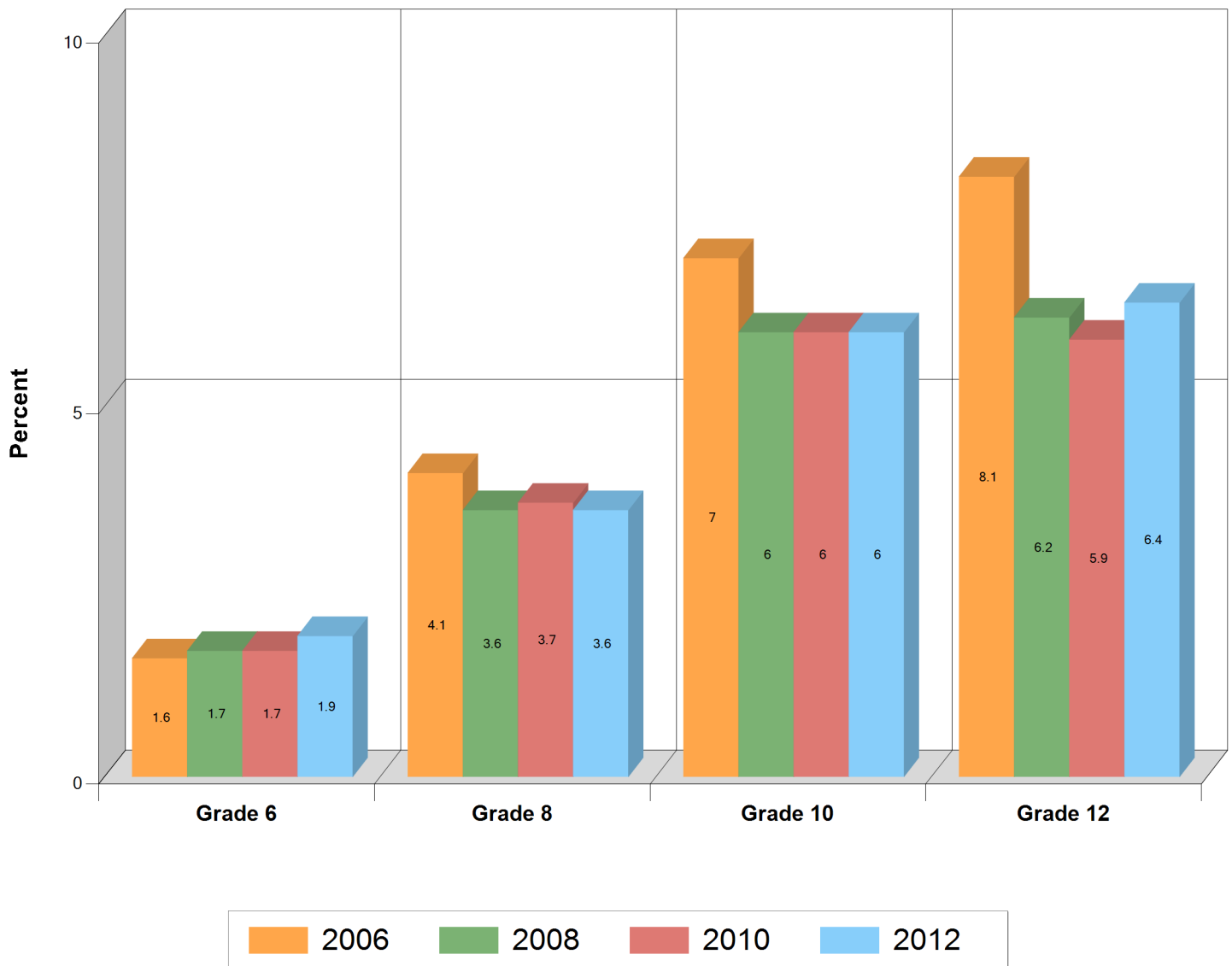
Peer Methamphetamine Prevalence

Kentucky

Question 11e - In the past year how many, if any, of your four best friends have used methamphetamines?

Percent that answered one or more friends

Grade	2006	2008	2010	2012
6	1.6%	1.7%	1.7%	1.9%
8	4.1%	3.6%	3.7%	3.6%
10	7%	6%	6%	6%
12	8.1%	6.2%	5.9%	6.4%



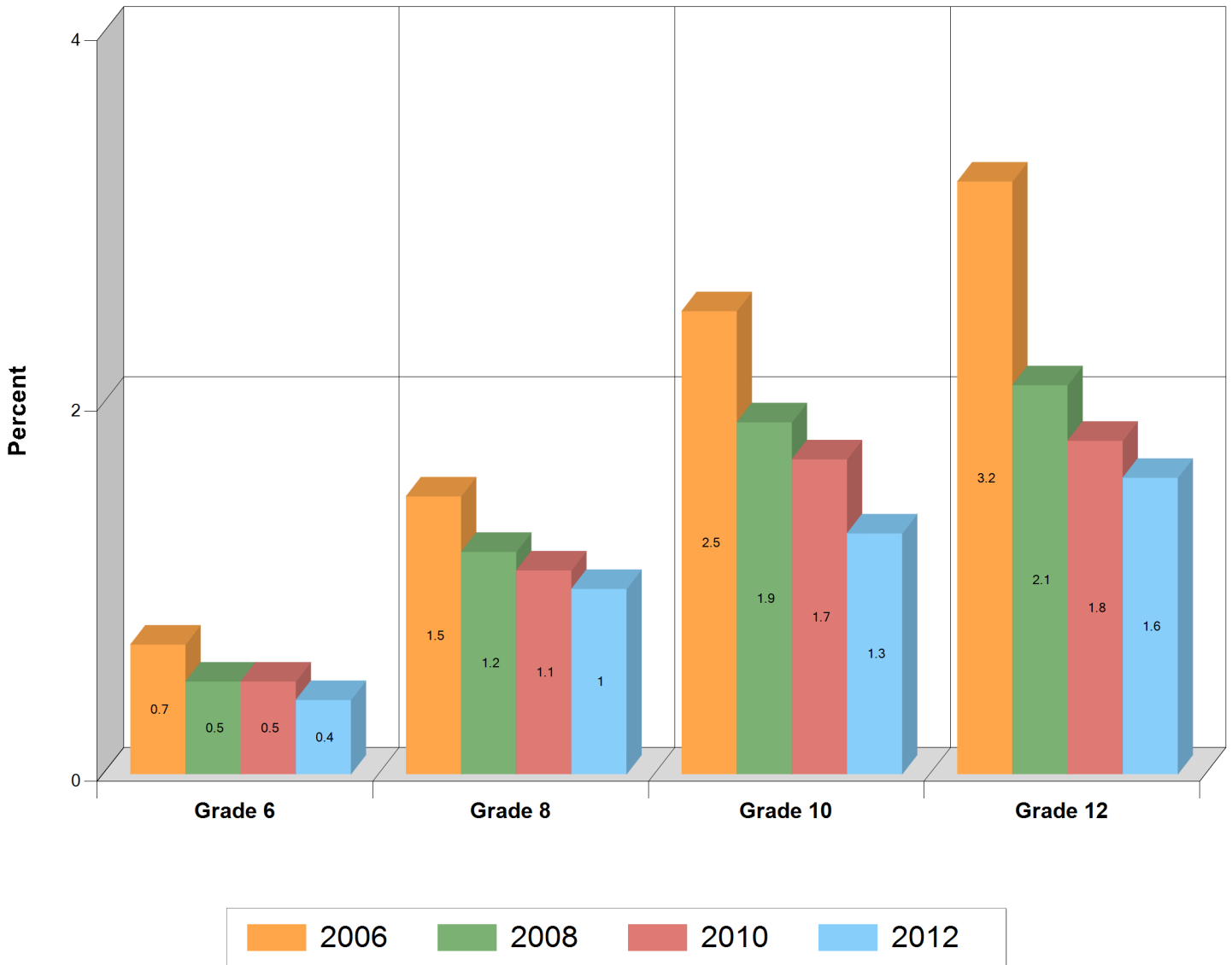
Lifetime Methamphetamine Usage

Kentucky

Question 29b_a - On how many occasions in your lifetime have you used methamphetamines ("meth")?

Percent that answered at least 1 occasion

Grade	2006	2008	2010	2012
6	0.7%	0.5%	0.5%	0.4%
8	1.5%	1.2%	1.1%	1%
10	2.5%	1.9%	1.7%	1.3%
12	3.2%	2.1%	1.8%	1.6%



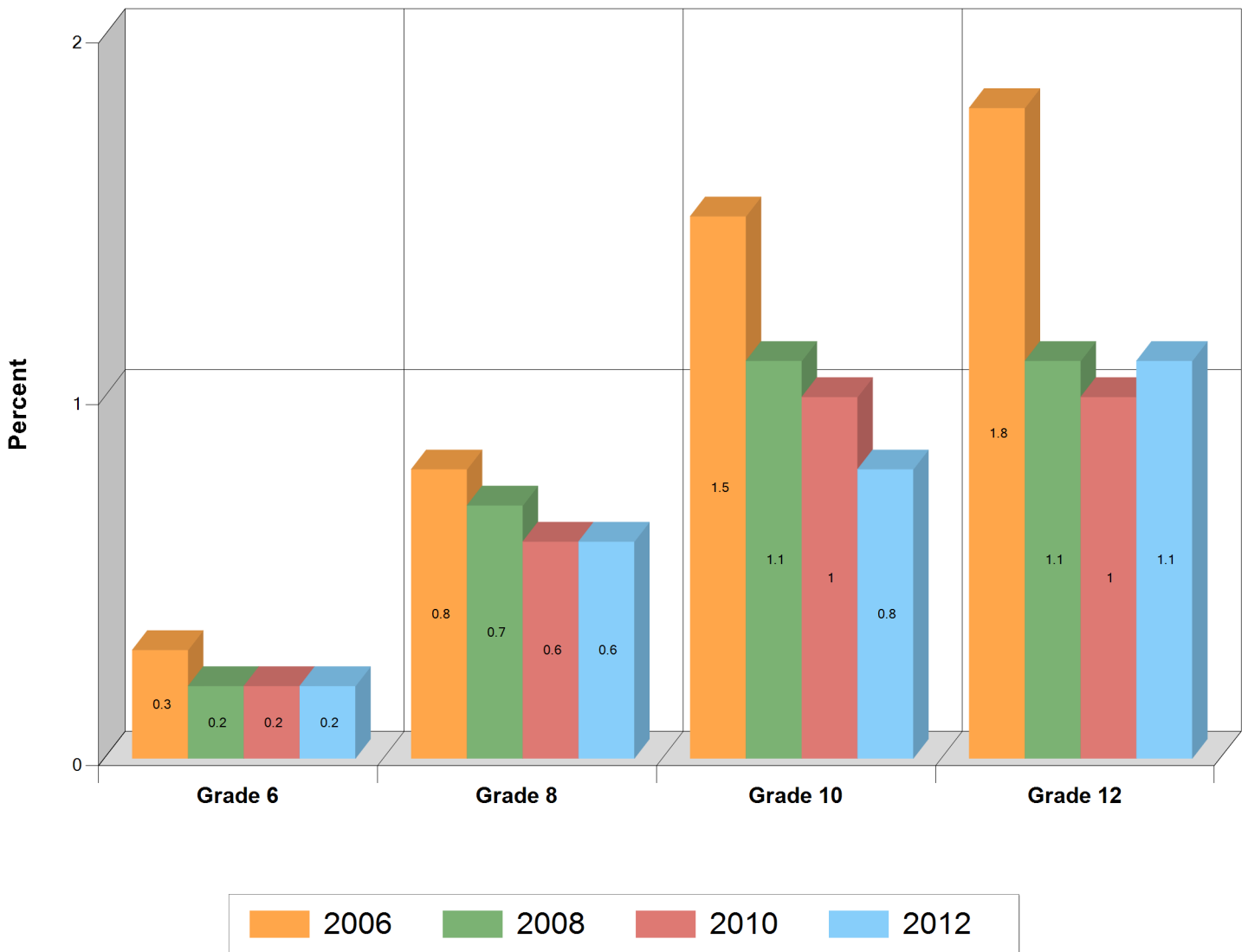
Past Year Methamphetamine Usage

Kentucky

Question 29b_b - On how many occasions in the past 12 months have you used methamphetamines ("meth")?

Percent that answered at least 1 occasion

Grade	2006	2008	2010	2012
6	0.3%	0.2%	0.2%	0.2%
8	0.8%	0.7%	0.6%	0.6%
10	1.5%	1.1%	1%	0.8%
12	1.8%	1.1%	1%	1.1%



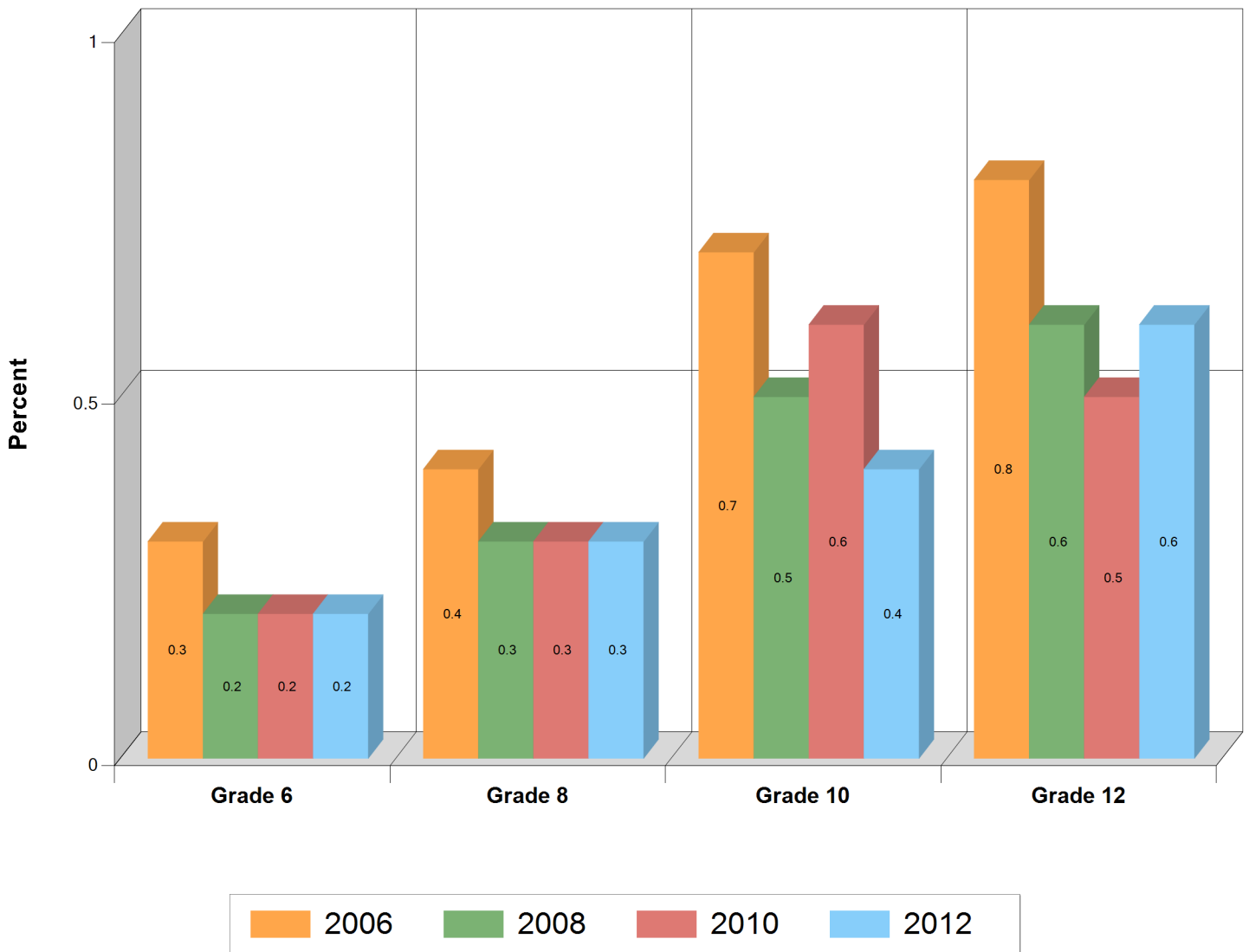
30 Day Methamphetamine Usage

Kentucky

Question 29b_c - On how many occasions in the past 30 days have you used methamphetamines ("meth")?

Percent that answered at least 1 occasion

Grade	2006	2008	2010	2012
6	0.3%	0.2%	0.2%	0.2%
8	0.4%	0.3%	0.3%	0.3%
10	0.7%	0.5%	0.6%	0.4%
12	0.8%	0.6%	0.5%	0.6%



Personal Disapproval : Methamphetamines

Kentucky

Question 40e - How wrong do you think it would be for someone your age to use methamphetamines?

Percent that answered 'Wrong' or 'Very Wrong'

Grade	2006	2008	2010	2012
6	98.8%	99.1%	99%	99.1%
8	97.3%	97.4%	97.5%	97.6%
10	95.7%	95.6%	95.8%	96%
12	95.7%	96%	96.1%	96.1%



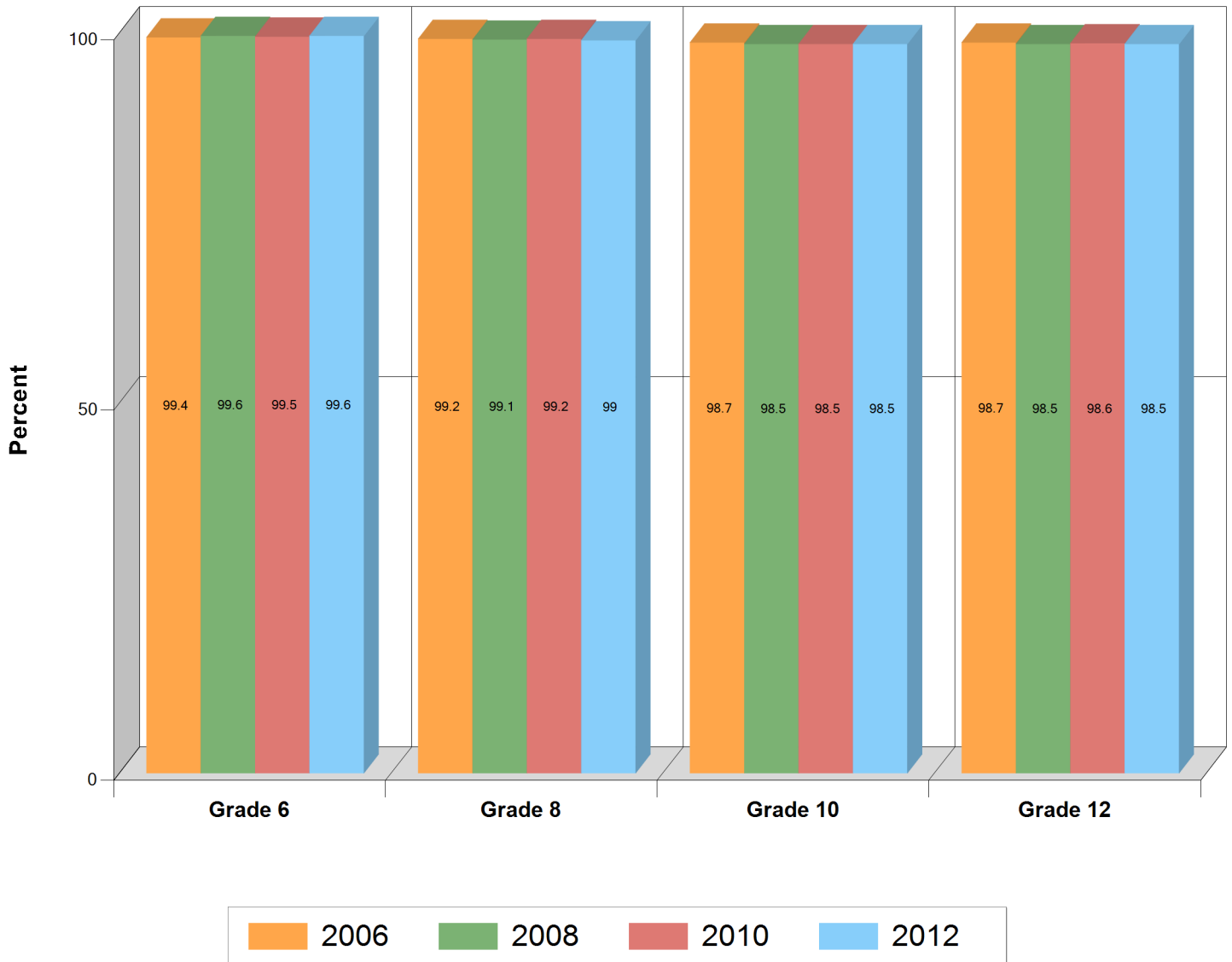
Parental Disapproval : Methamphetamines

Kentucky

Question 41e - How wrong do your parents feel it would be for you to use methamphetamines?

Percent that answered 'Wrong' or 'Very Wrong'

Grade	2006	2008	2010	2012
6	99.4%	99.6%	99.5%	99.6%
8	99.2%	99.1%	99.2%	99%
10	98.7%	98.5%	98.5%	98.5%
12	98.7%	98.5%	98.6%	98.5%



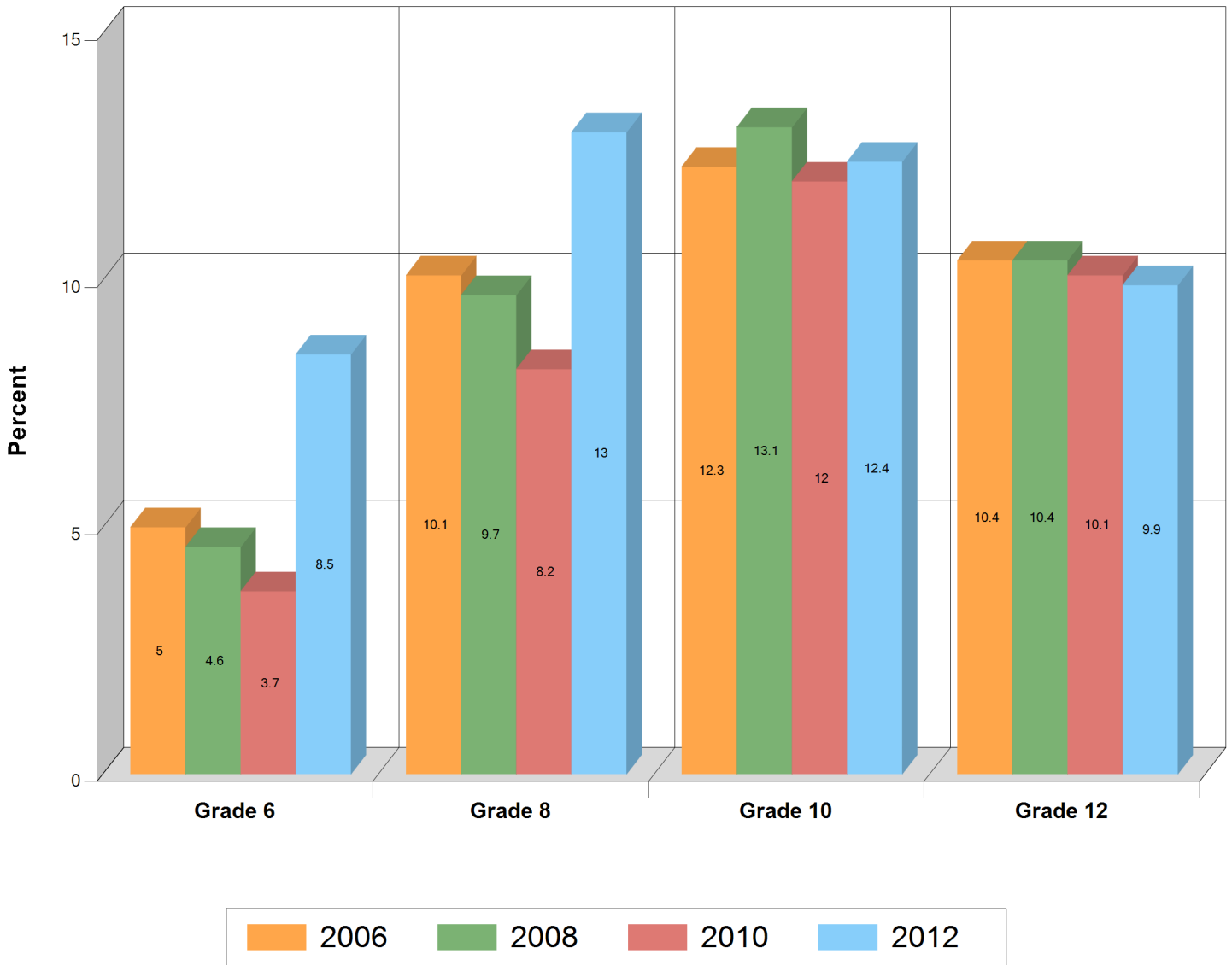
Peer Inhalant Prevalence

Kentucky

Question 11f - In the past year how many, if any, of your four best friends have used inhalants?

Percent that answered one or more friends

Grade	2006	2008	2010	2012
6	5%	4.6%	3.7%	8.5%
8	10.1%	9.7%	8.2%	13%
10	12.3%	13.1%	12%	12.4%
12	10.4%	10.4%	10.1%	9.9%



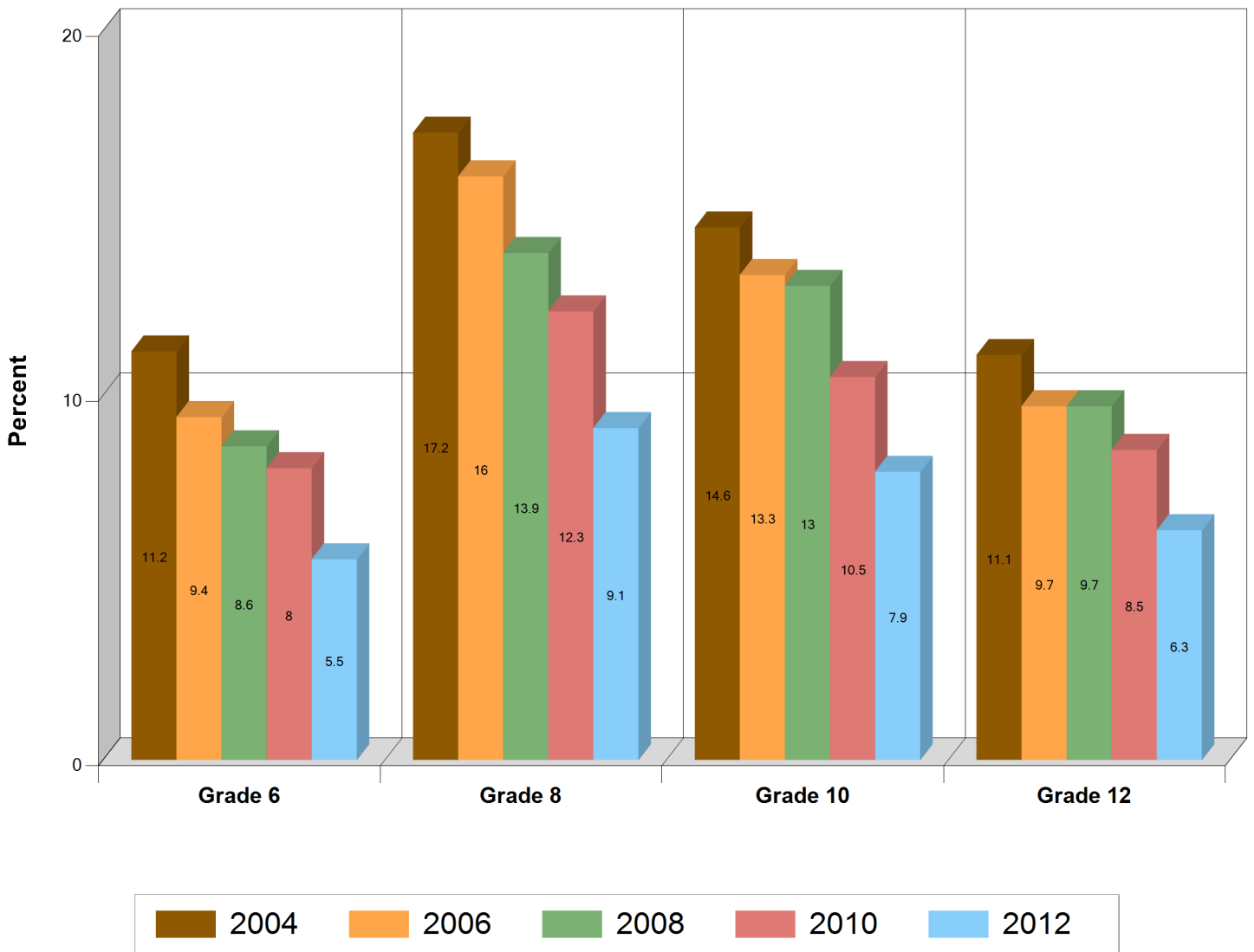
Lifetime Inhalant Usage

Kentucky

Question 25a - On how many occasions in your lifetime have you sniffed glue, breathed the contents of an aerosol spray can, or inhaled other gases or sprays to get high?

Percent that answered at least 1 occasion

Grade	2004	2006	2008	2010	2012
6	11.2%	9.4%	8.6%	8%	5.5%
8	17.2%	16%	13.9%	12.3%	9.1%
10	14.6%	13.3%	13%	10.5%	7.9%
12	11.1%	9.7%	9.7%	8.5%	6.3%



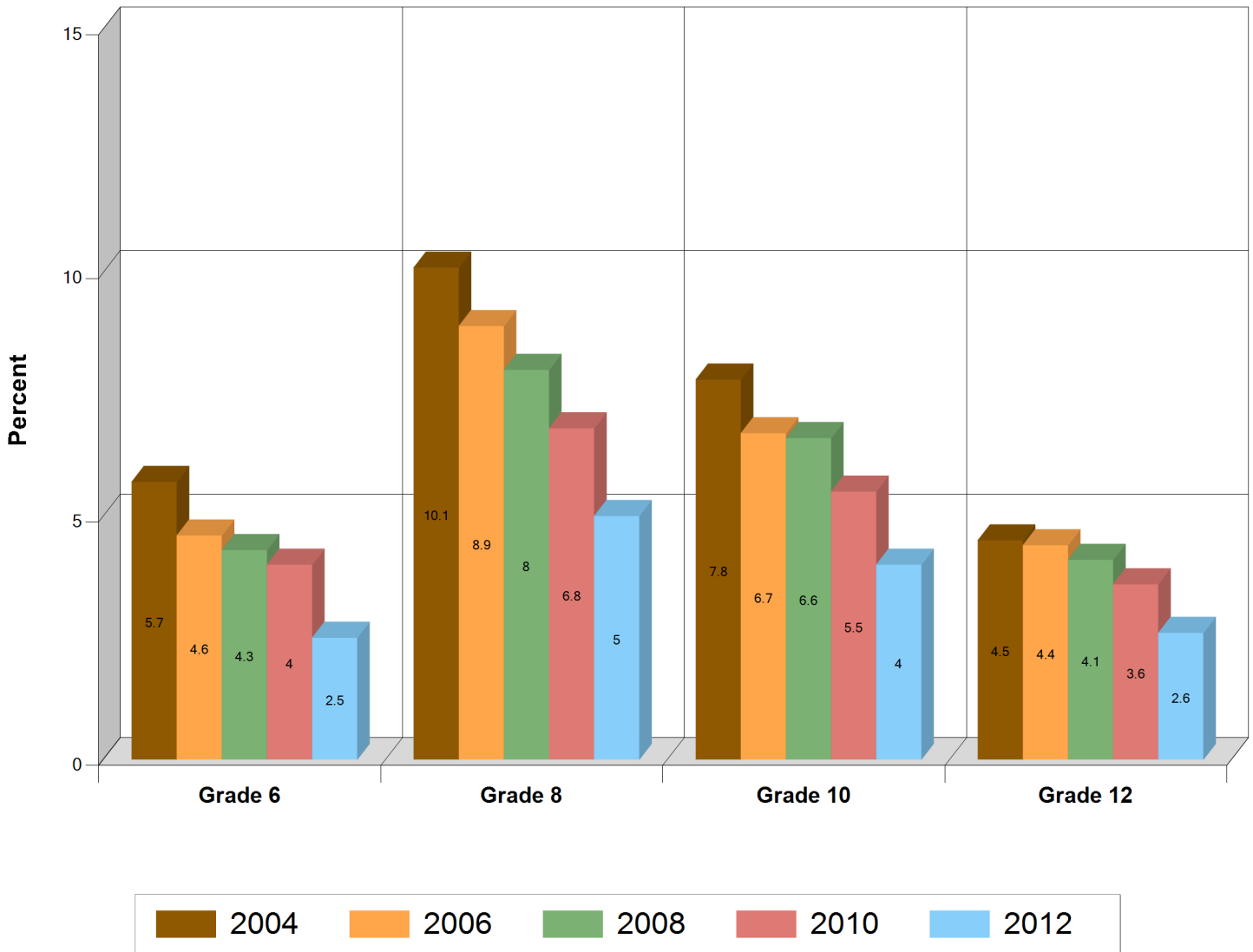
Past Year Inhalant Usage

Kentucky

Question 25b - On how many occasions in the past 12 months have you sniffed glue, breathed the contents of an aerosol spray can, or inhaled other gases or sprays to get high?

Percent that answered at least 1 occasion

Grade	2004	2006	2008	2010	2012
6	5.7%	4.6%	4.3%	4%	2.5%
8	10.1%	8.9%	8%	6.8%	5%
10	7.8%	6.7%	6.6%	5.5%	4%
12	4.5%	4.4%	4.1%	3.6%	2.6%



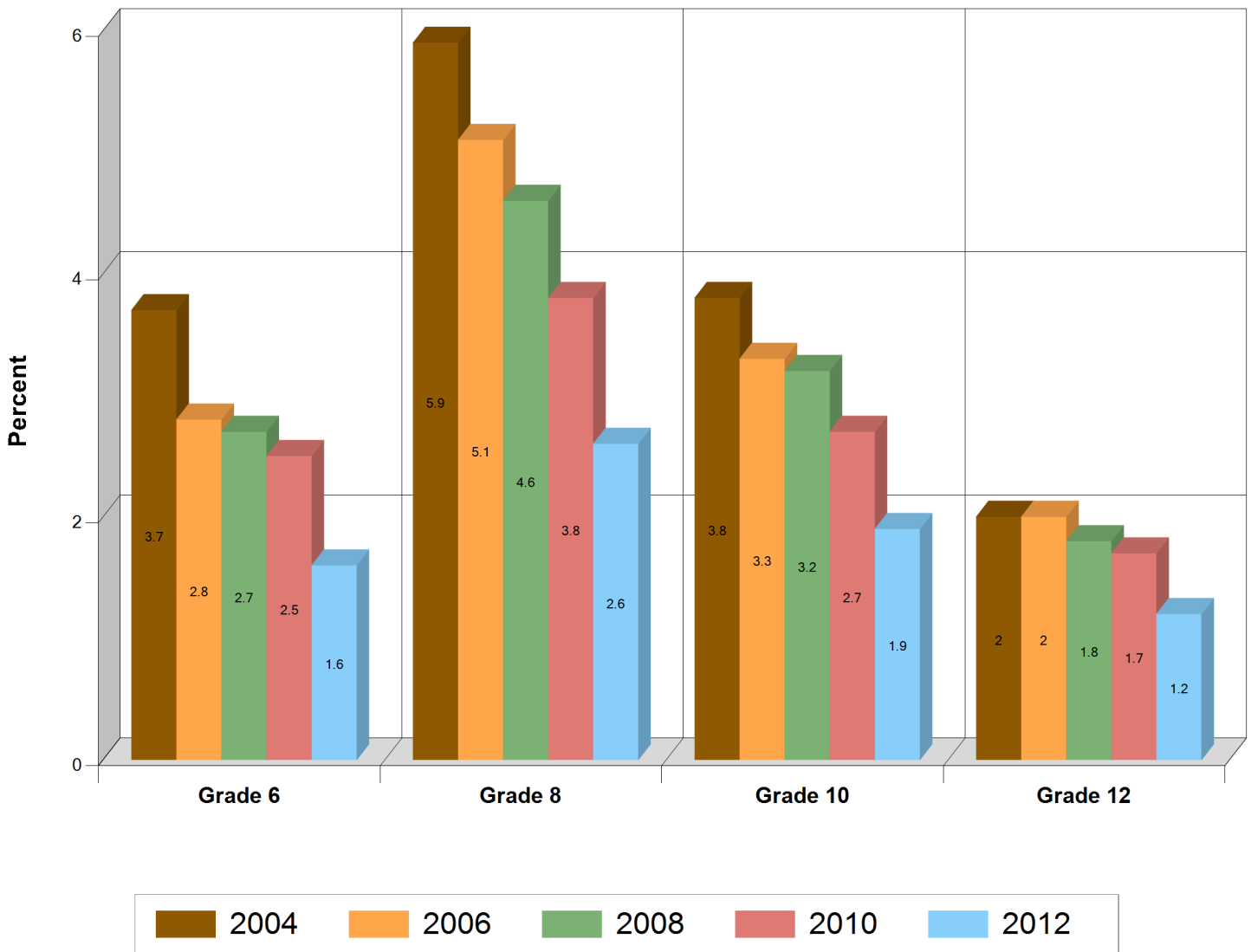
30 Day Inhalant Usage

Kentucky

Question 25c - On how many occasions in the past 30 days have you sniffed glue, breathed the contents of an aerosol spray can, or inhaled other gases or sprays to get high?

Percent that answered at least 1 occasion

Grade	2004	2006	2008	2010	2012
6	3.7%	2.8%	2.7%	2.5%	1.6%
8	5.9%	5.1%	4.6%	3.8%	2.6%
10	3.8%	3.3%	3.2%	2.7%	1.9%
12	2%	2%	1.8%	1.7%	1.2%



Personal Disapproval : Inhalants

Kentucky

Question 40f - How wrong do you think it would be for someone your age to use inhalants?

Percent that answered 'Wrong' or 'Very Wrong'

Grade	2006	2008	2010	2012
6	96.8%	97.4%	97.3%	97.7%
8	93.9%	94.2%	94.9%	95.1%
10	93%	92.8%	93.2%	94.3%
12	94.3%	94.5%	94.3%	95.3%



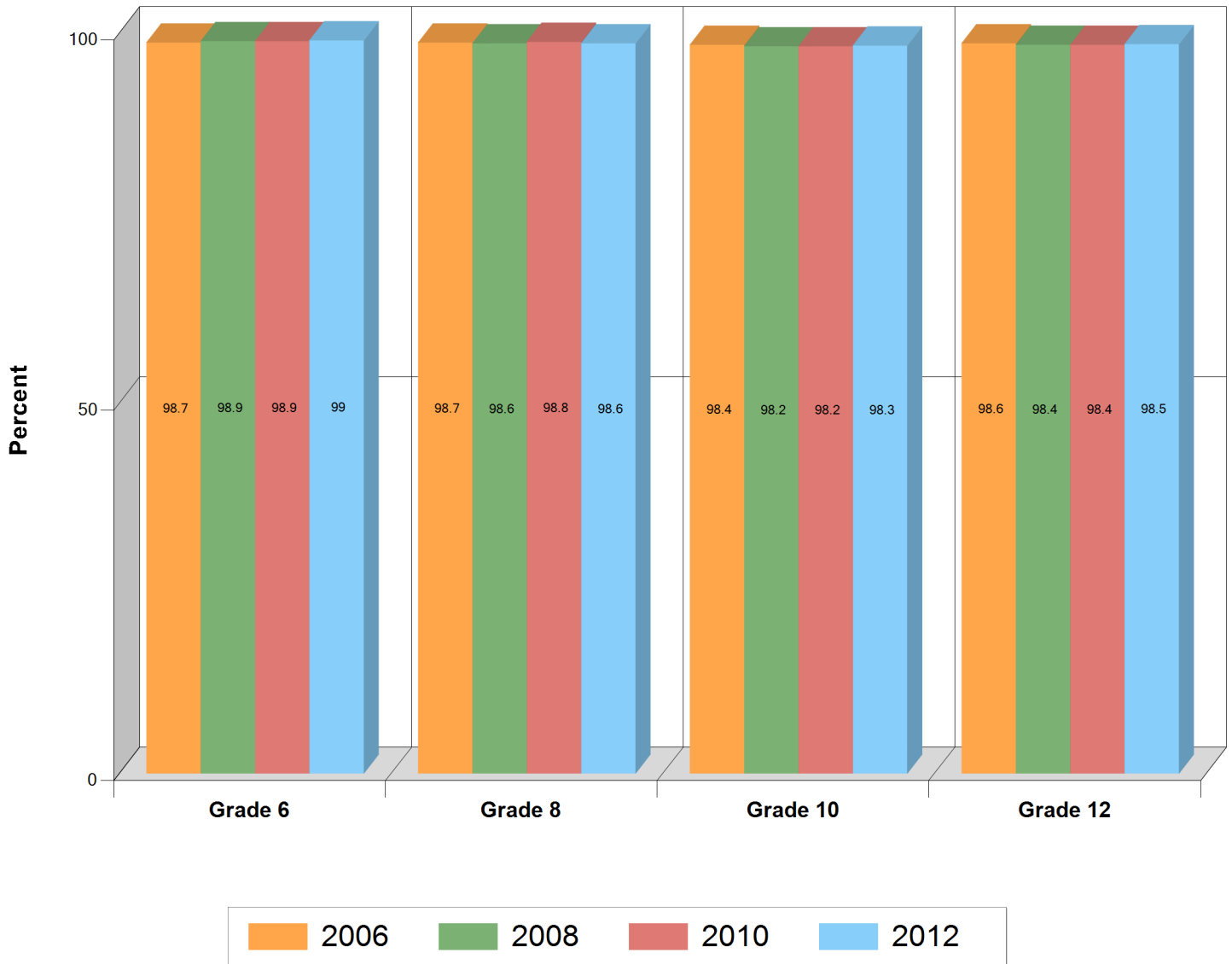
Parental Disapproval : Inhalants

Kentucky

Question 41f - How wrong do your parents feel it would be for you to use inhalants?

Percent that answered 'Wrong' or 'Very Wrong'

Grade	2006	2008	2010	2012
6	98.7%	98.9%	98.9%	99%
8	98.7%	98.6%	98.8%	98.6%
10	98.4%	98.2%	98.2%	98.3%
12	98.6%	98.4%	98.4%	98.5%



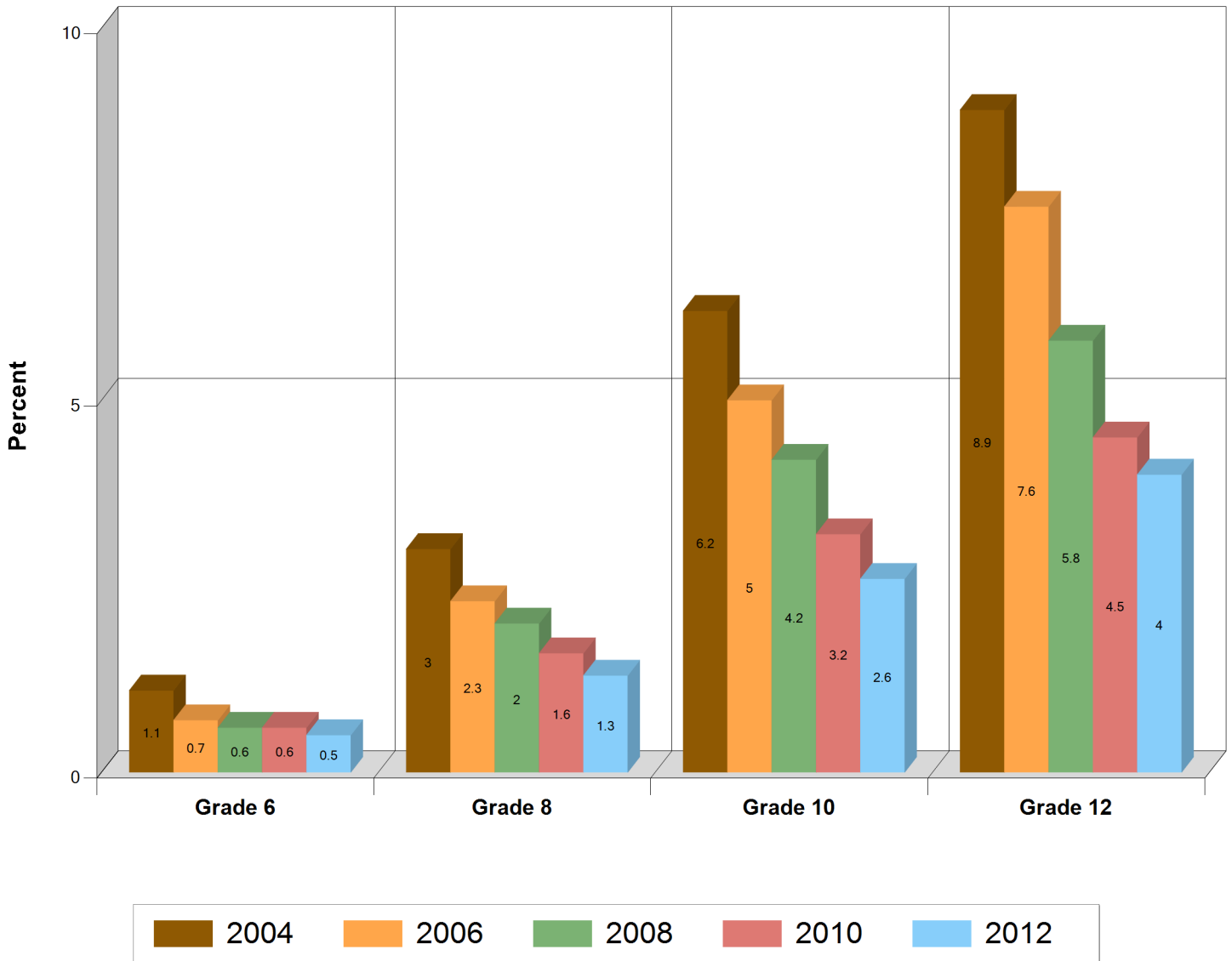
Lifetime Cocaine Usage

Kentucky

Question 26a - On how many occasions in your lifetime have you used cocaine or crack?

Percent that answered at least 1 occasion

Grade	2004	2006	2008	2010	2012
6	1.1%	0.7%	0.6%	0.6%	0.5%
8	3%	2.3%	2%	1.6%	1.3%
10	6.2%	5%	4.2%	3.2%	2.6%
12	8.9%	7.6%	5.8%	4.5%	4%



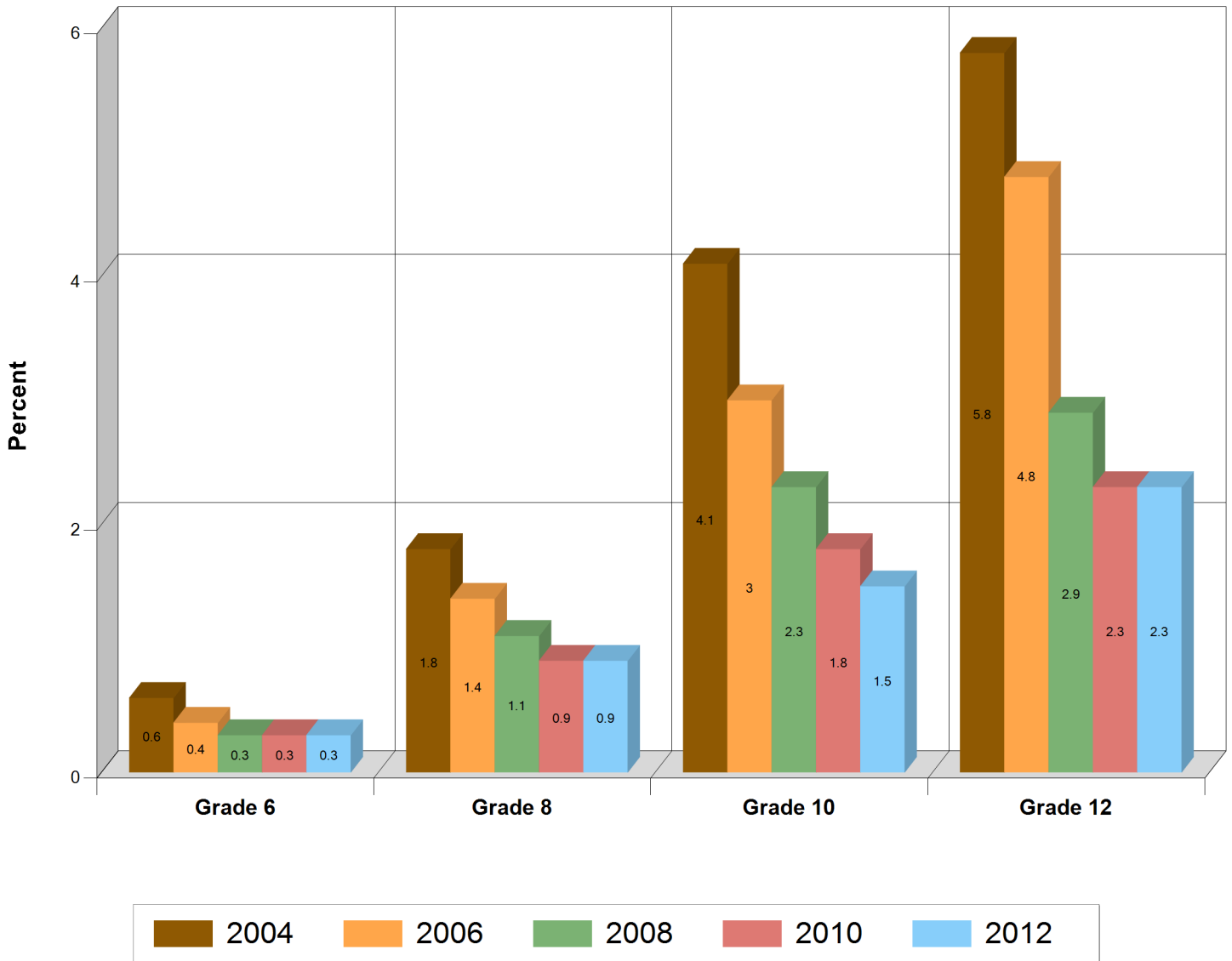
Past Year Cocaine Usage

Kentucky

Question 26b - On how many occasions in the past 12 months have you used cocaine or crack?

Percent that answered at least 1 occasion

Grade	2004	2006	2008	2010	2012
6	0.6%	0.4%	0.3%	0.3%	0.3%
8	1.8%	1.4%	1.1%	0.9%	0.9%
10	4.1%	3%	2.3%	1.8%	1.5%
12	5.8%	4.8%	2.9%	2.3%	2.3%



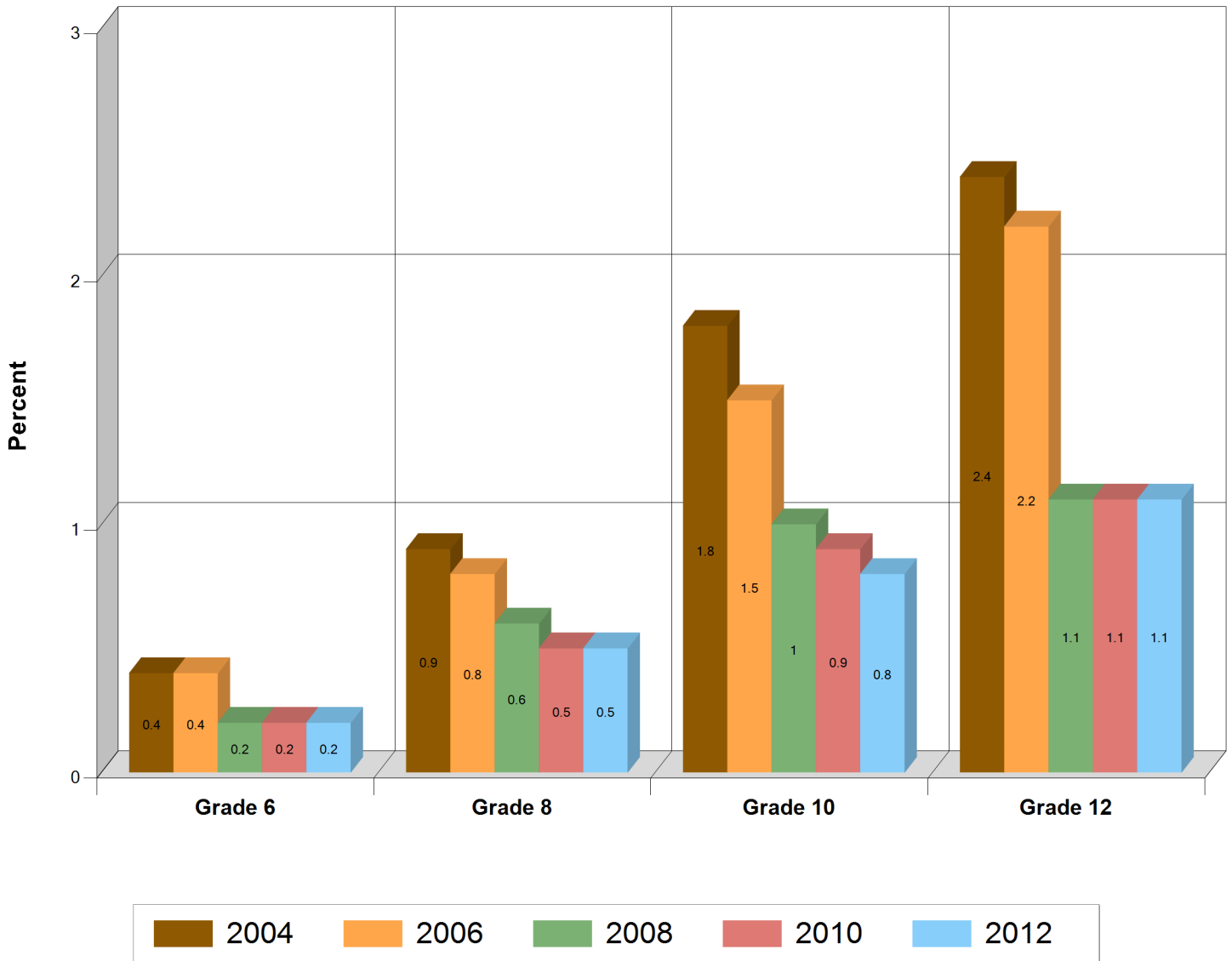
30 Day Cocaine Usage

Kentucky

Question 26c - On how many occasions in the past 30 days have you used cocaine or crack?

Percent that answered at least 1 occasion

Grade	2004	2006	2008	2010	2012
6	0.4%	0.4%	0.2%	0.2%	0.2%
8	0.9%	0.8%	0.6%	0.5%	0.5%
10	1.8%	1.5%	1%	0.9%	0.8%
12	2.4%	2.2%	1.1%	1.1%	1.1%



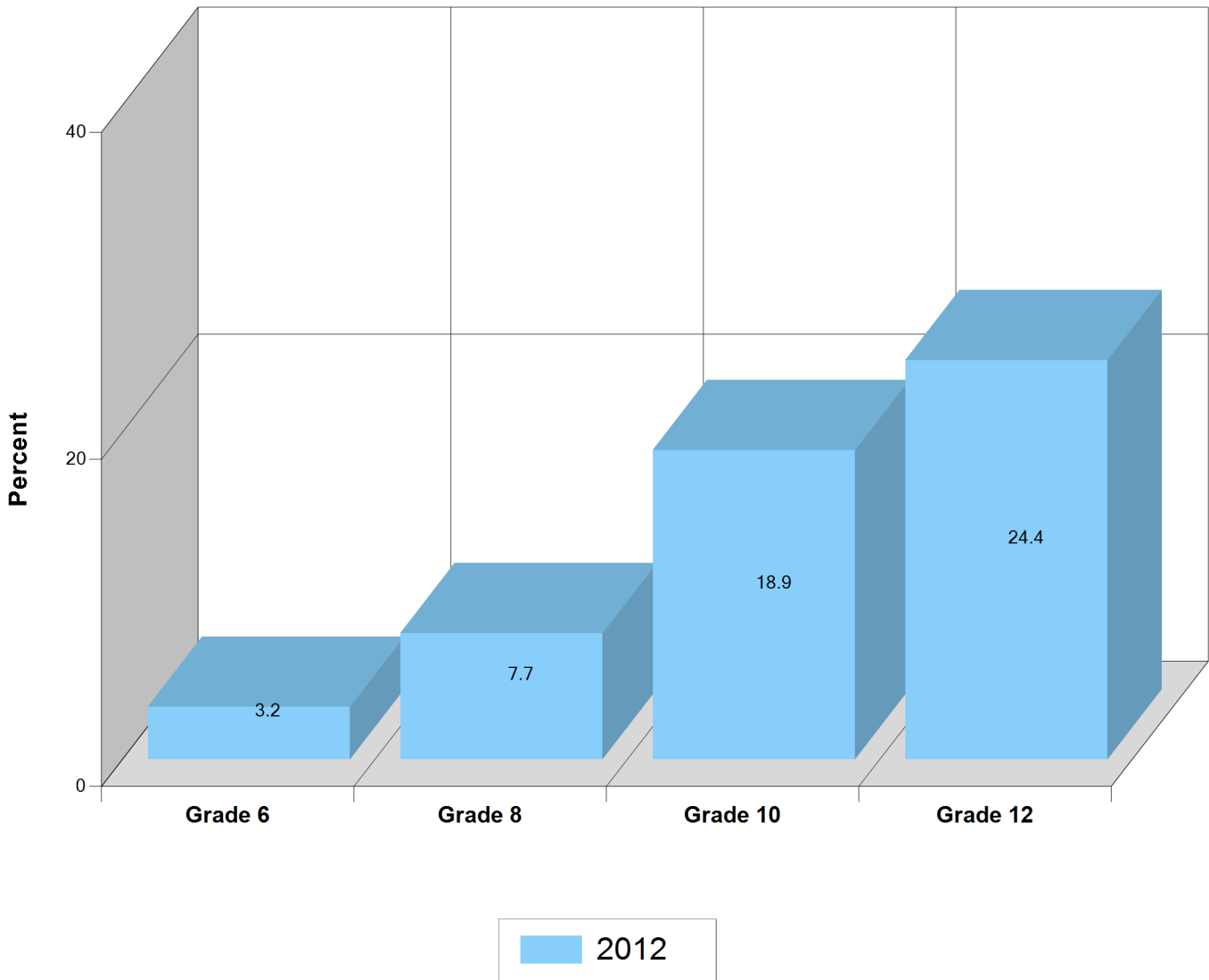
Peer Prescription Prevalence

Kentucky

Question 11g - In the past year how many, if any, of your four best friends have taken a prescription drug without a doctor's prescription?

Percent that answered one or more friends

Grade	2012
6	3.2%
8	7.7%
10	18.9%
12	24.4%



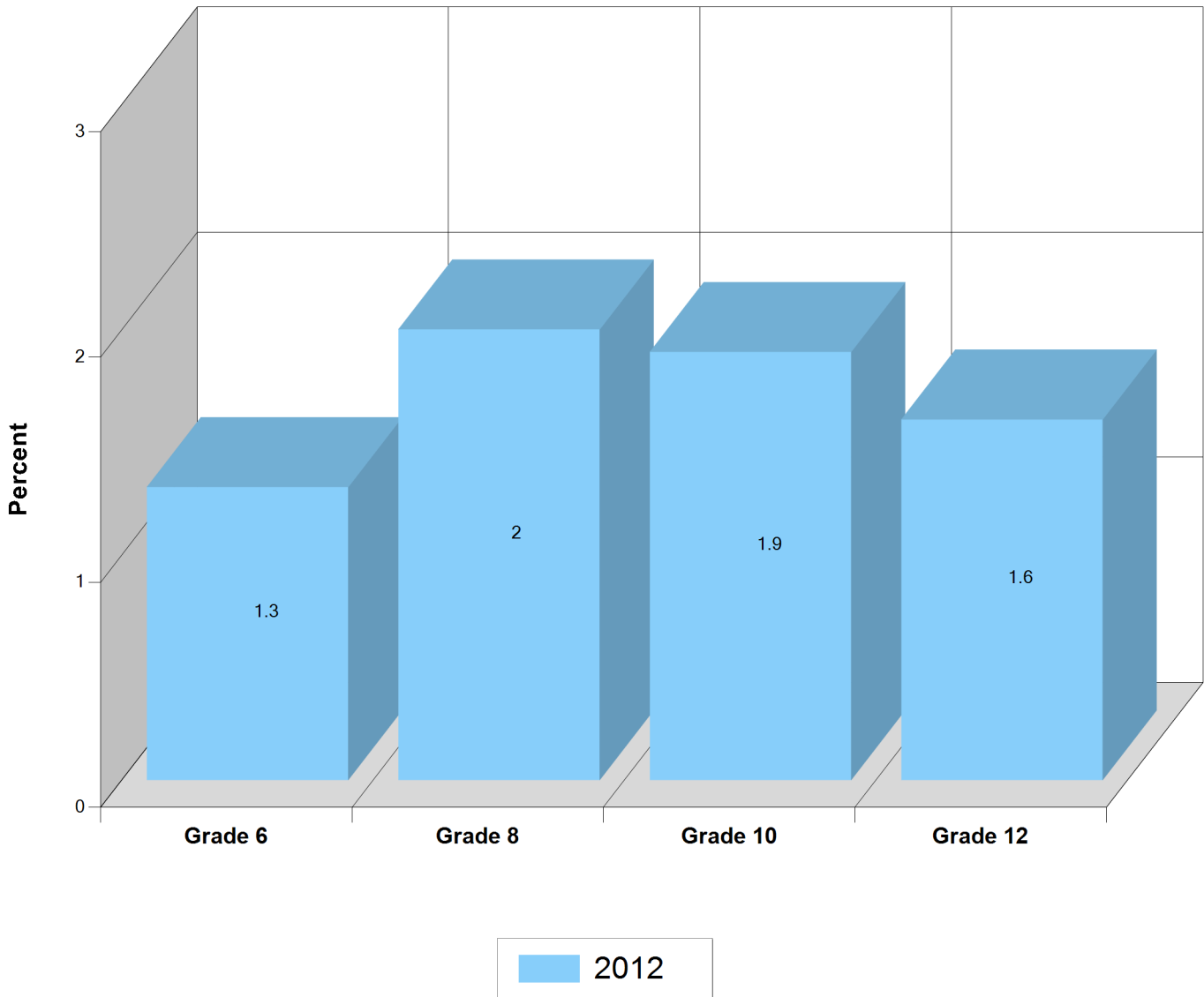
Age of Onset Prescription Drugs

Kentucky

Question 12j - When (if ever) did you first take a prescription drug without a doctor's prescription?

Percent that answered 12 or younger

Grade	2012
6	1.3%
8	2%
10	1.9%
12	1.6%



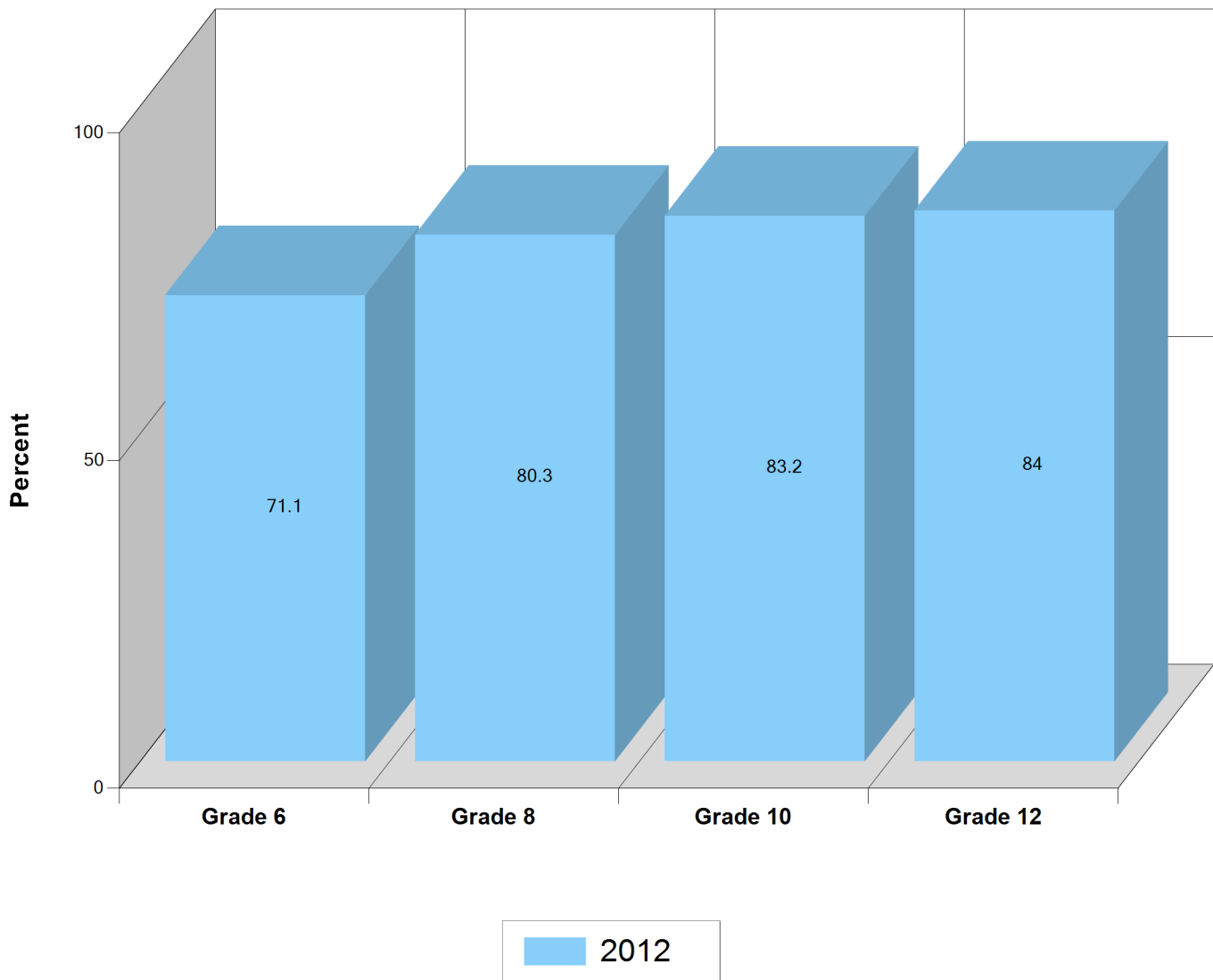
Risk Perception: Prescription Drugs

Kentucky

Question 14e - How much do you think people risk harming themselves if they take a prescription drug without a doctor's prescription?

Percent that answered 'Moderate' or 'Great' Risk

Grade	2012
6	71.1%
8	80.3%
10	83.2%
12	84%



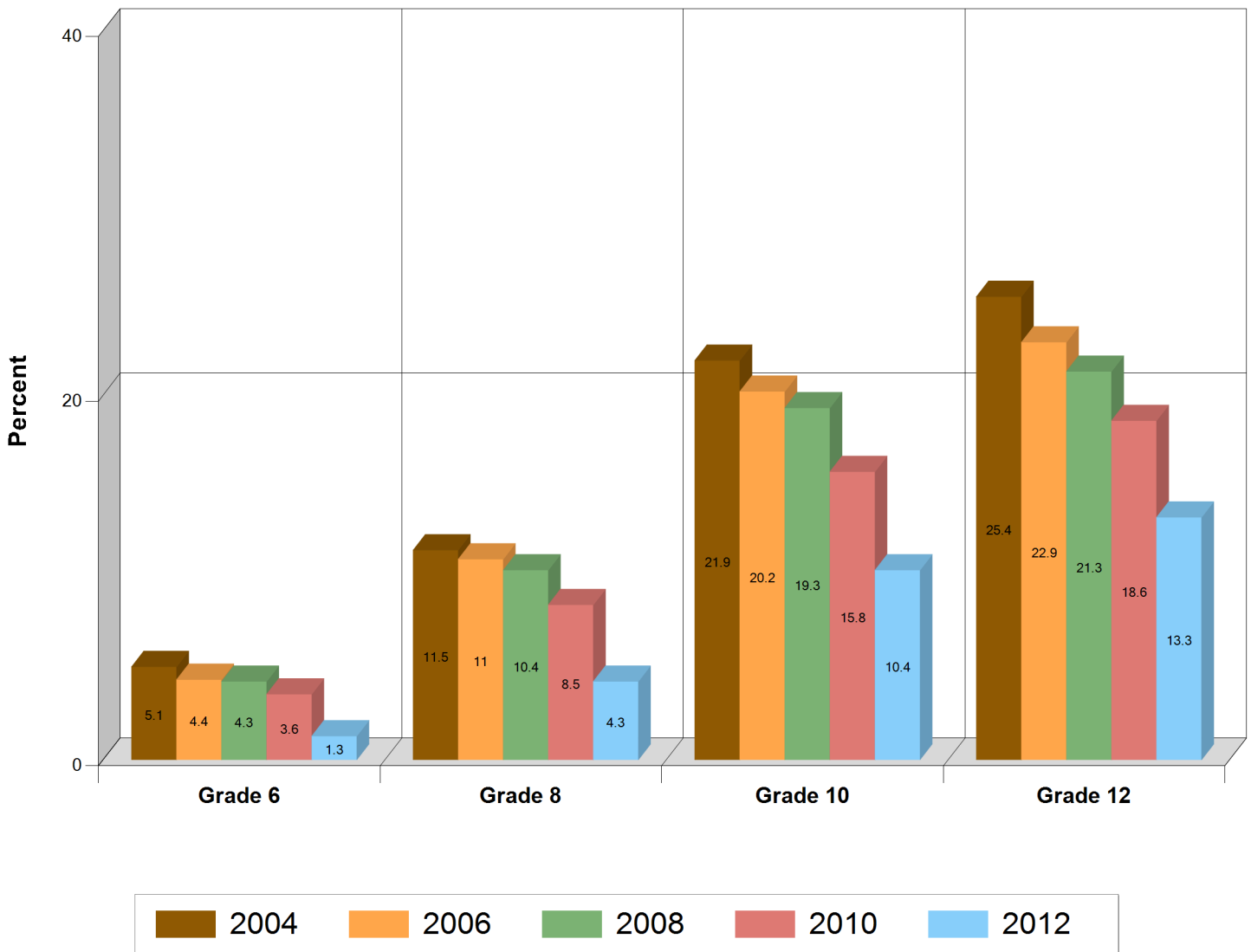
Lifetime Prescription Drug Usage

Kentucky

Question 27a - On how many occasions in your lifetime have you taken narcotics or drugs that require a doctor's prescription, without a doctor telling you to take them?

Percent that answered at least 1 occasion

Grade	2004	2006	2008	2010	2012
6	5.1%	4.4%	4.3%	3.6%	1.3%
8	11.5%	11%	10.4%	8.5%	4.3%
10	21.9%	20.2%	19.3%	15.8%	10.4%
12	25.4%	22.9%	21.3%	18.6%	13.3%



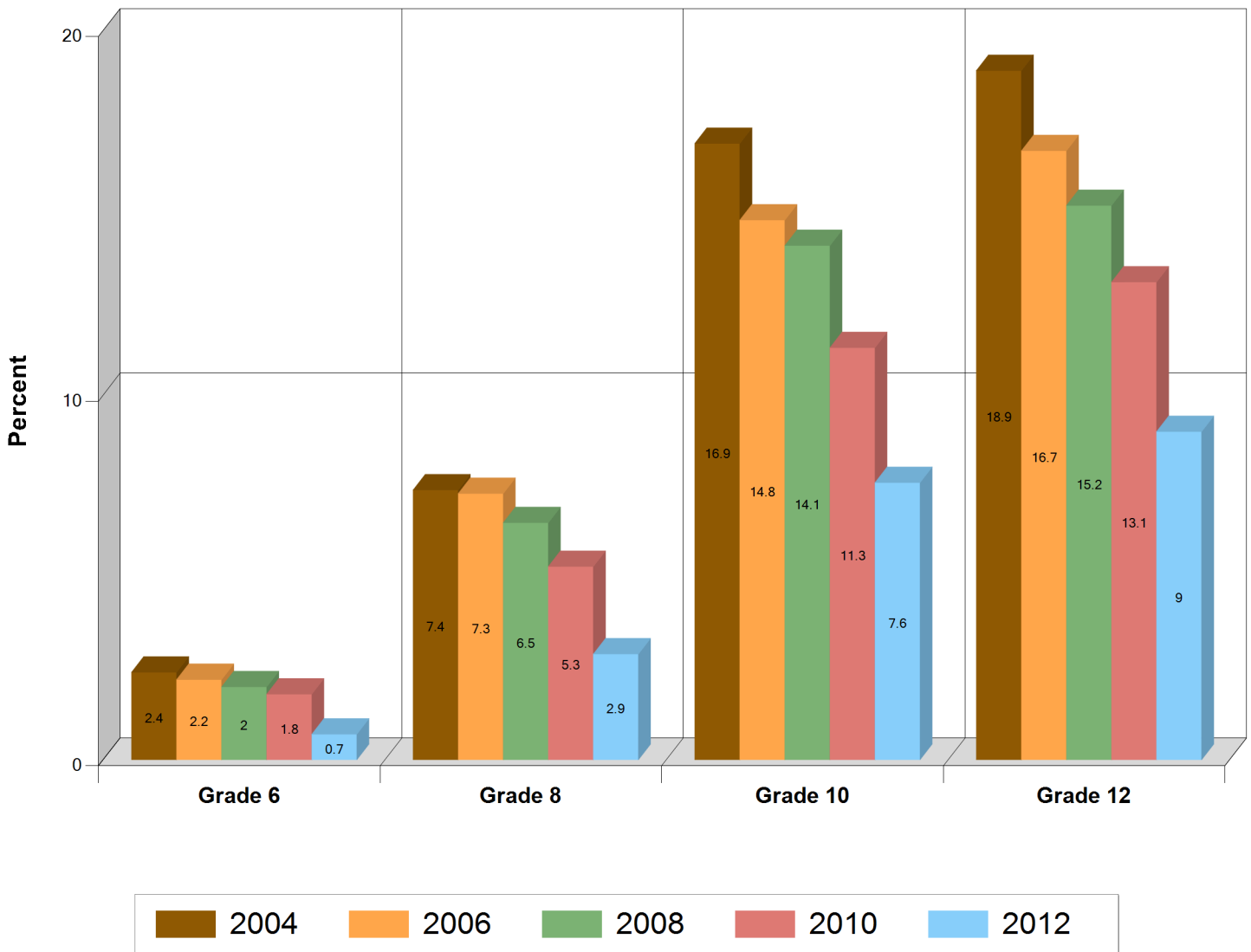
Past Year Prescription Drug Usage

Kentucky

Question 27b - On how many occasions in the past 12 months have you taken narcotics or drugs that require a doctor's prescription, without a doctor telling you to take them?

Percent that answered at least 1 occasion

Grade	2004	2006	2008	2010	2012
6	2.4%	2.2%	2%	1.8%	0.7%
8	7.4%	7.3%	6.5%	5.3%	2.9%
10	16.9%	14.8%	14.1%	11.3%	7.6%
12	18.9%	16.7%	15.2%	13.1%	9%



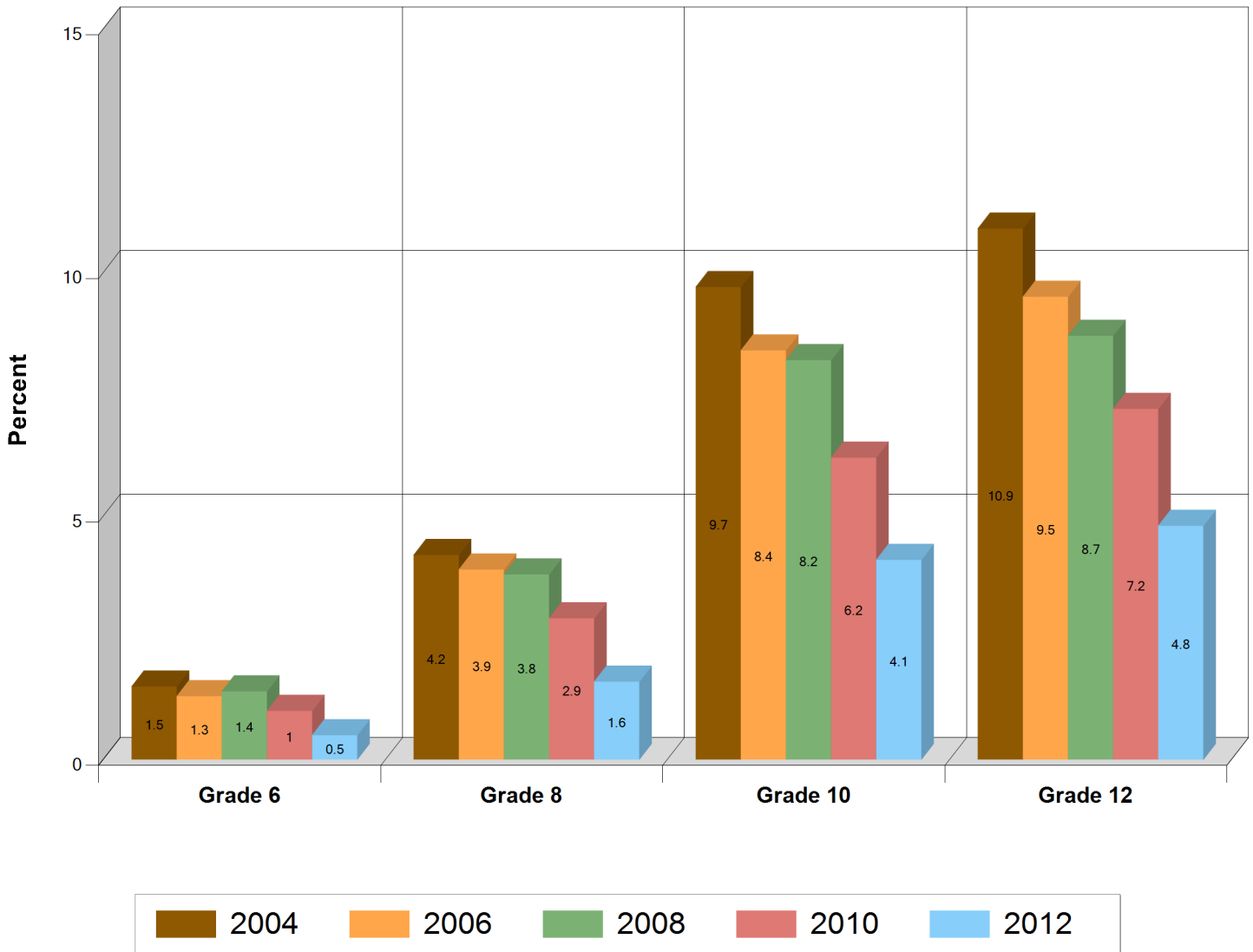
30 Day Prescription Drug Usage

Kentucky

Question 27c - On how many occasions in the past 30 days have you taken narcotics or drugs that require a doctor's prescription, without a doctor telling you to take them?

Percent that answered at least 1 occasion

Grade	2004	2006	2008	2010	2012
6	1.5%	1.3%	1.4%	1%	0.5%
8	4.2%	3.9%	3.8%	2.9%	1.6%
10	9.7%	8.4%	8.2%	6.2%	4.1%
12	10.9%	9.5%	8.7%	7.2%	4.8%



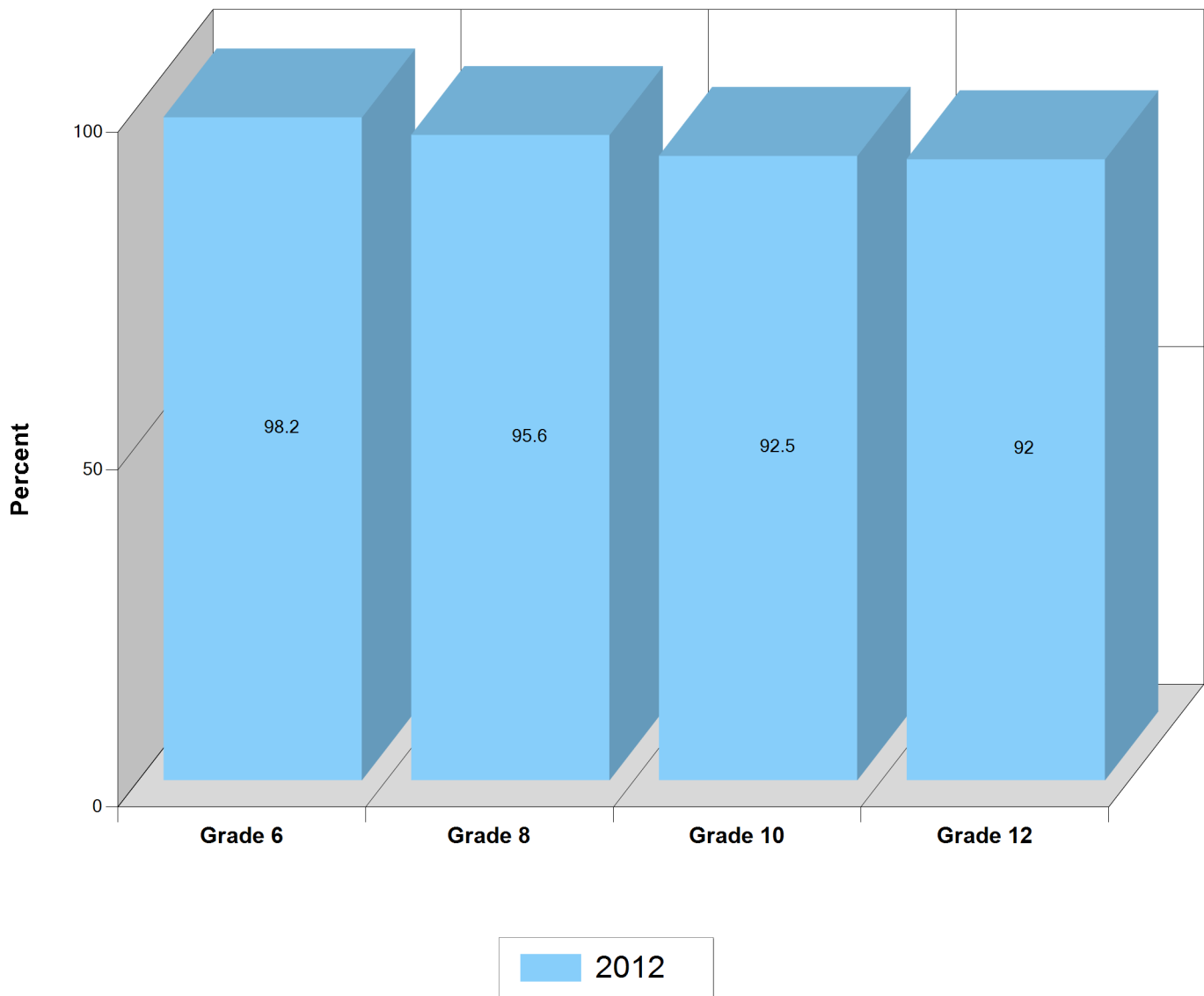
Personal Disapproval : Prescription Drugs

Kentucky

Question 40g - How wrong do you think it would be for someone your age to take prescription drugs?

Percent that answered 'Wrong' or 'Very Wrong'

Grade	2012
6	98.2%
8	95.6%
10	92.5%
12	92%



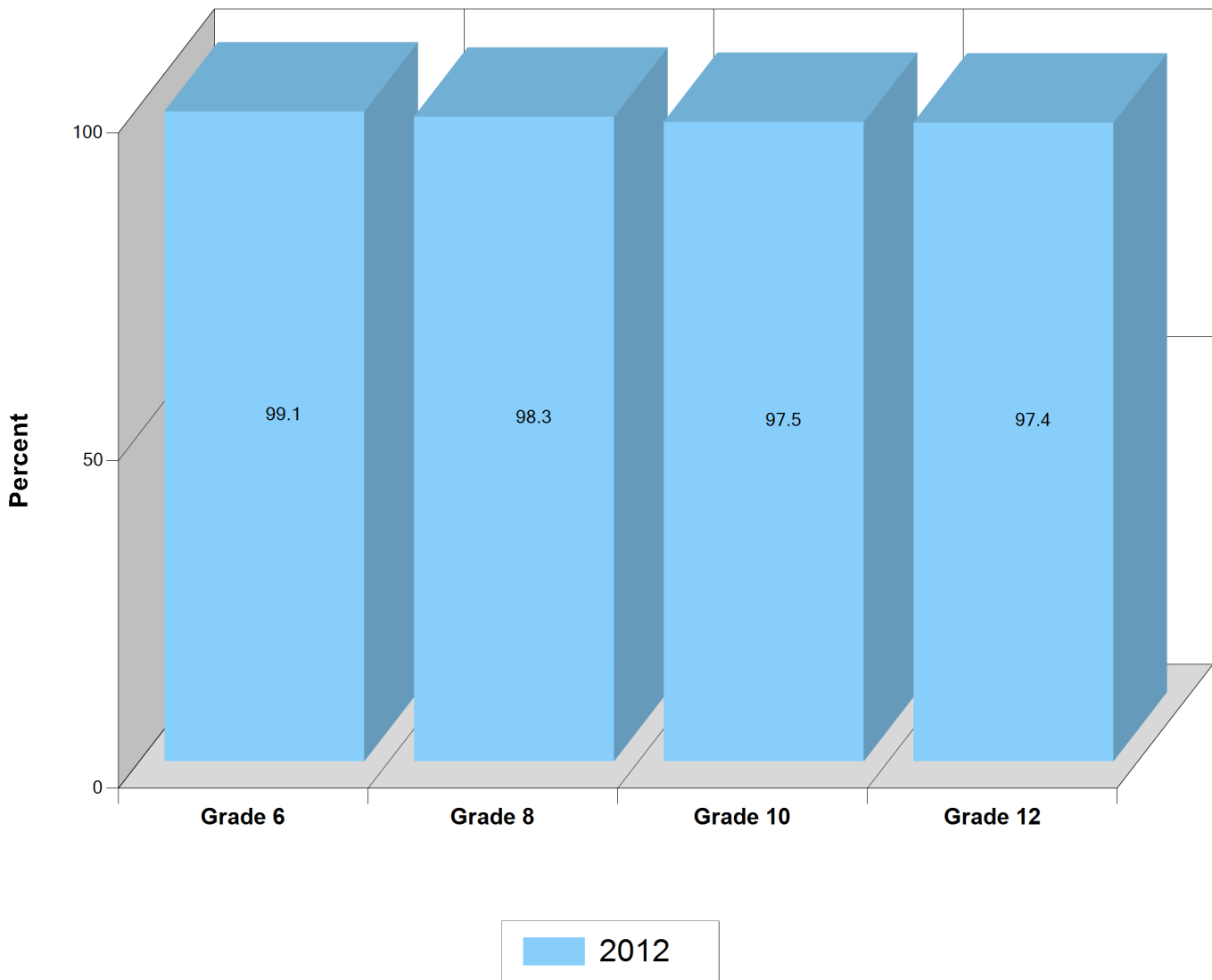
Parental Disapproval : Prescription Drugs

Kentucky

Question 41g - How wrong do your parents feel it would be for you to take a prescription drug without a doctor's prescription?

Percent that answered 'Wrong' or 'Very Wrong'

Grade	2012
6	99.1%
8	98.3%
10	97.5%
12	97.4%



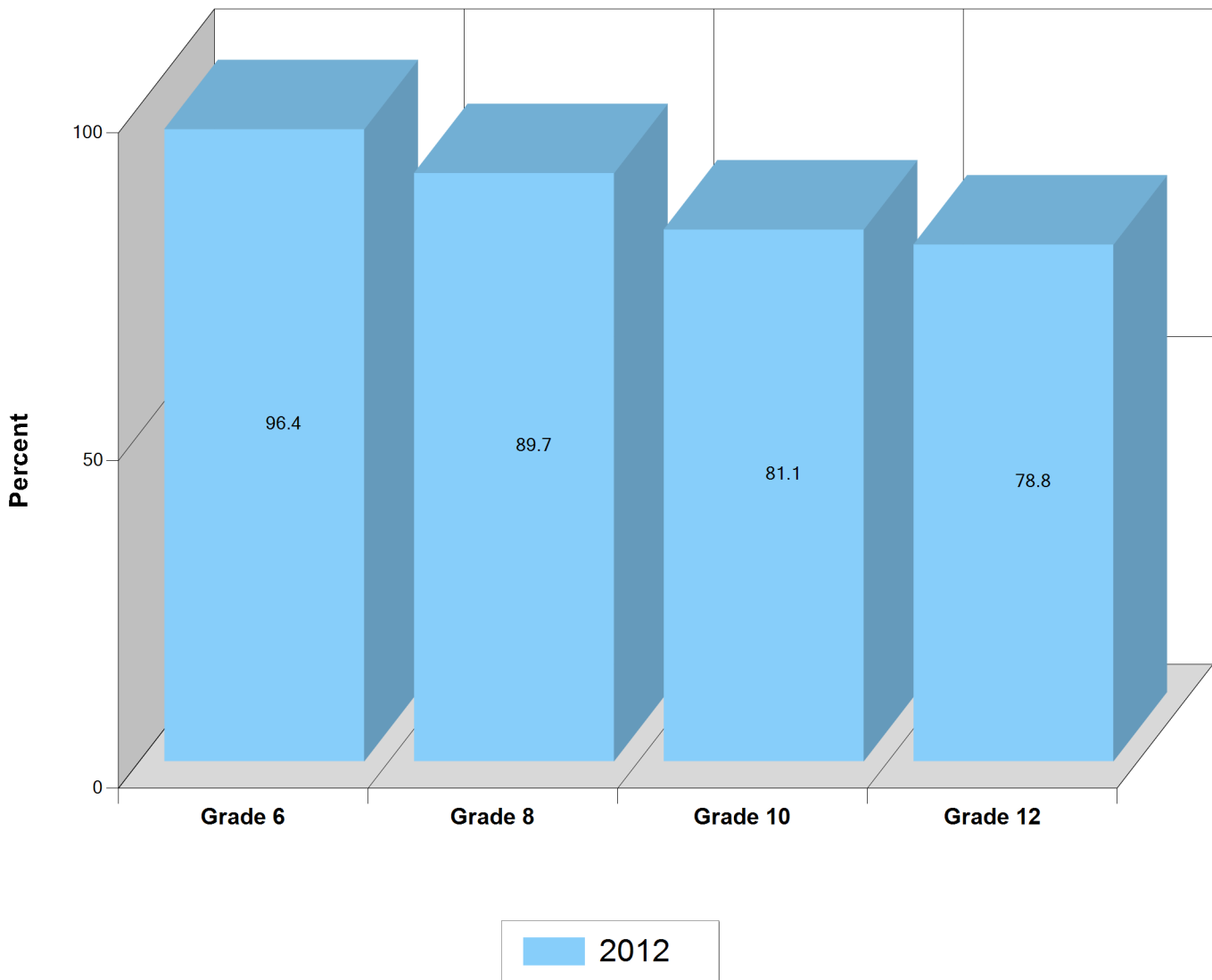
Friend Disapproval : Prescription Drugs

Kentucky

Question 55d - How wrong do your friends feel it would be for you to use prescription drugs not prescribed to you?

Percent that answered 'Wrong' or 'Very Wrong'

Grade	2012
6	96.4%
8	89.7%
10	81.1%
12	78.8%



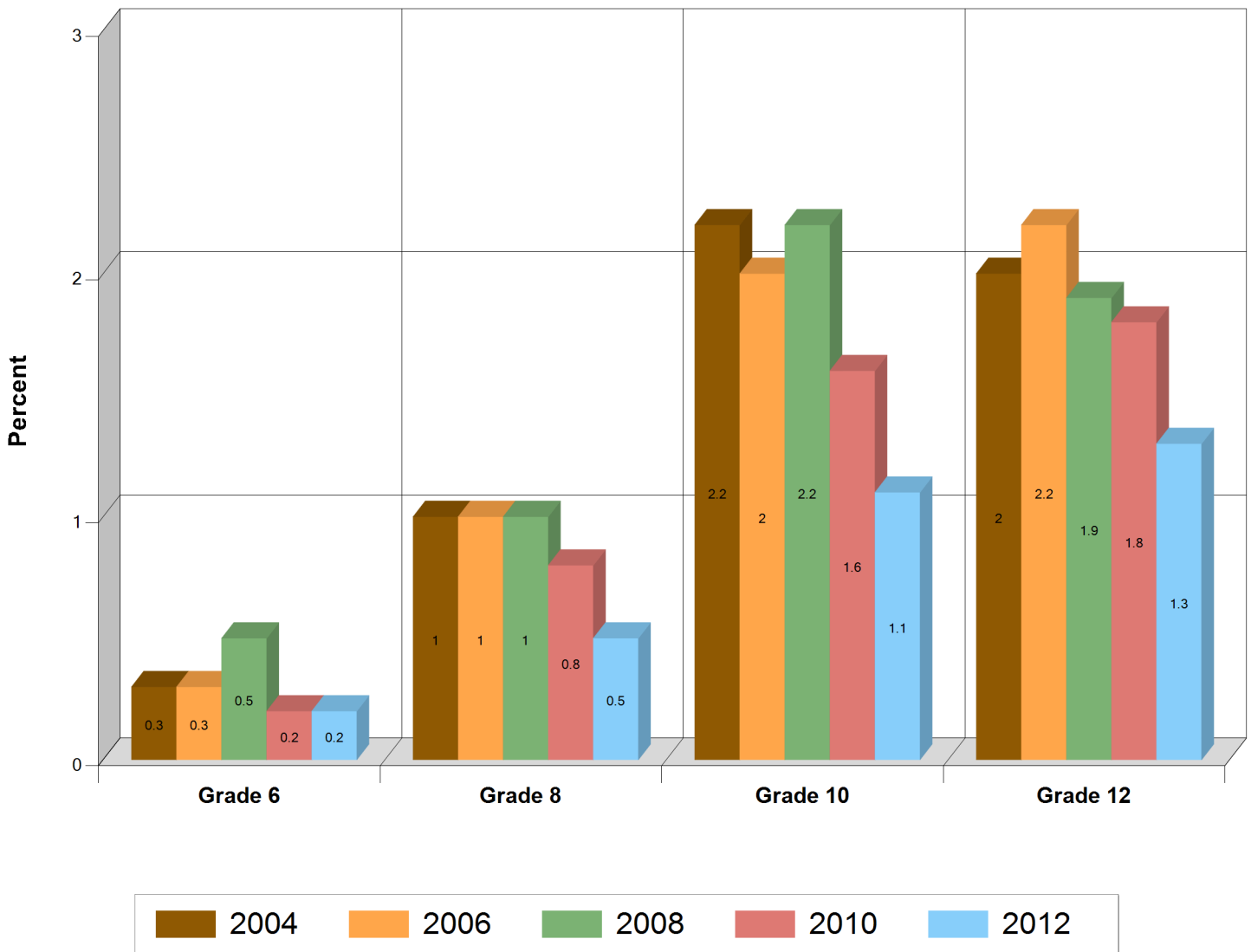
30 Day Oxycontin Usage

Kentucky

Question 28c - On how many occasions in the past 30 days have you taken Oxycontin (OCs) without a doctor's order?

Percent that answered at least 1 occasion

Grade	2004	2006	2008	2010	2012
6	0.3%	0.3%	0.5%	0.2%	0.2%
8	1%	1%	1%	0.8%	0.5%
10	2.2%	2%	2.2%	1.6%	1.1%
12	2%	2.2%	1.9%	1.8%	1.3%



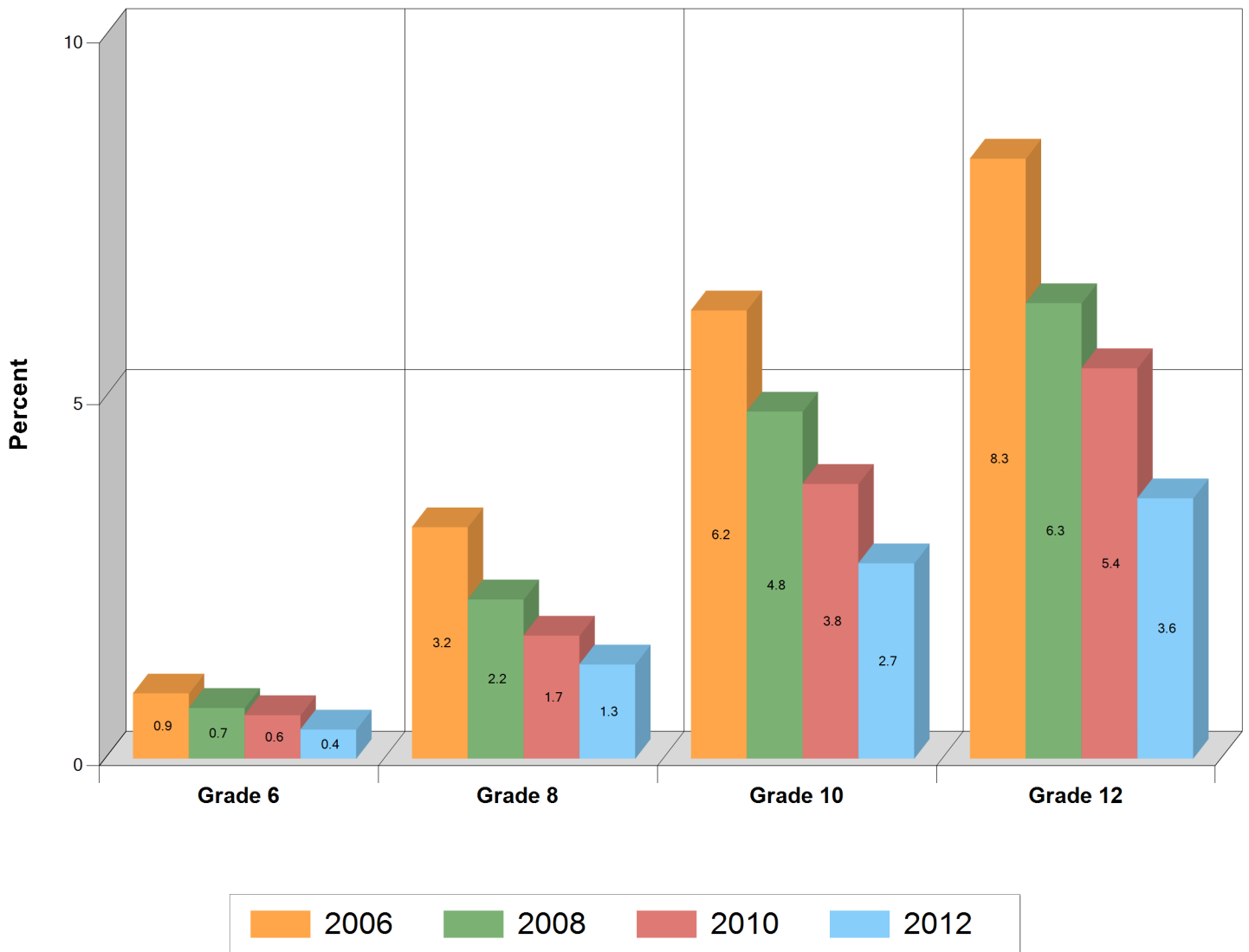
Lifetime Speed/Uppers Usage

Kentucky

Question 29a_a - On how many occasions in your lifetime have you taken speed/uppers other than methamphetamine ("meth")?

Percent that answered at least 1 occasion

Grade	2006	2008	2010	2012
6	0.9%	0.7%	0.6%	0.4%
8	3.2%	2.2%	1.7%	1.3%
10	6.2%	4.8%	3.8%	2.7%
12	8.3%	6.3%	5.4%	3.6%



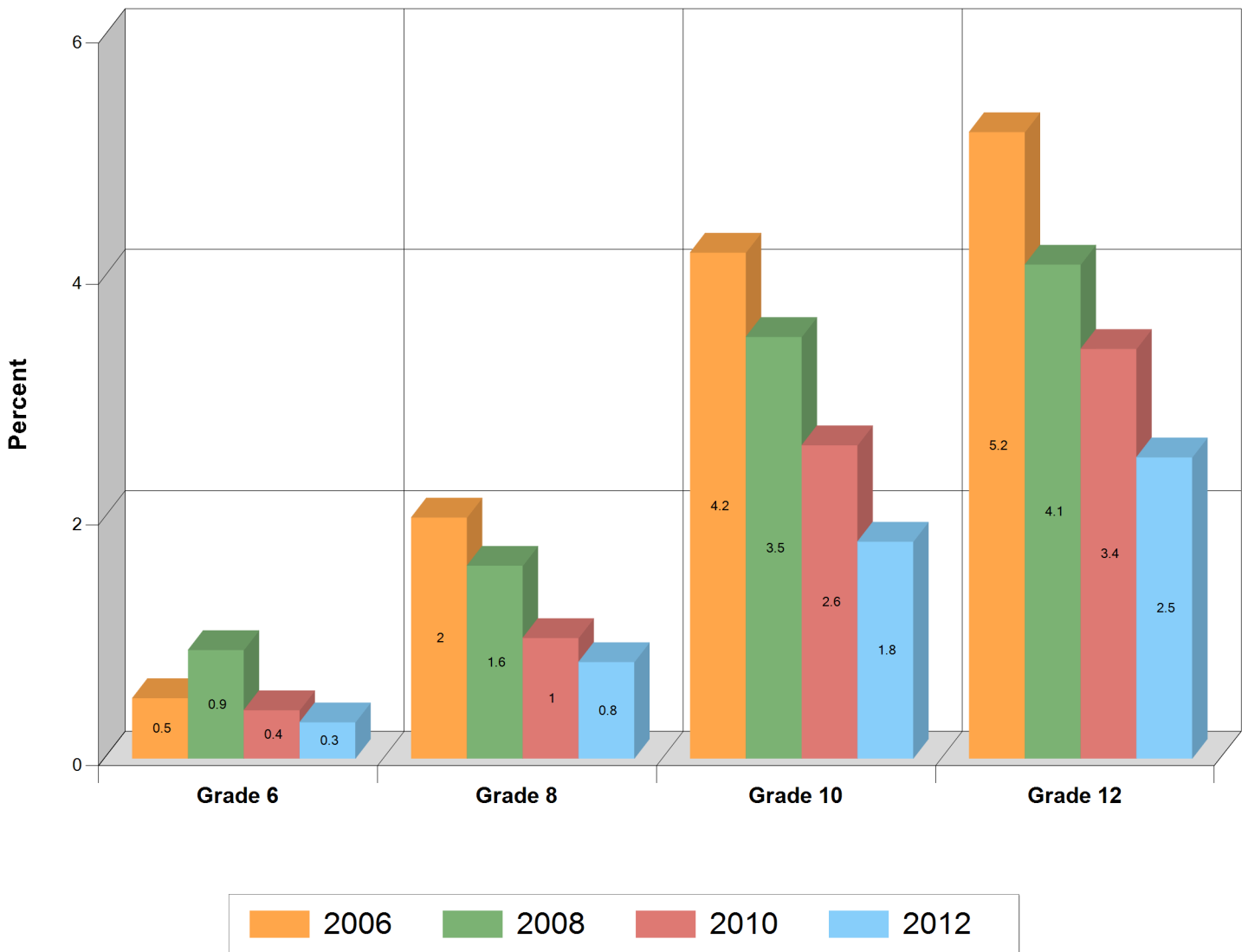
Past Year Speed/Uppers Usage

Kentucky

Question 29a_b - On how many occasions in the past 12 months have you taken speed/uppers other than methamphetamine ("meth")?

Percent that answered at least 1 occasion

Grade	2006	2008	2010	2012
6	0.5%	0.9%	0.4%	0.3%
8	2%	1.6%	1%	0.8%
10	4.2%	3.5%	2.6%	1.8%
12	5.2%	4.1%	3.4%	2.5%



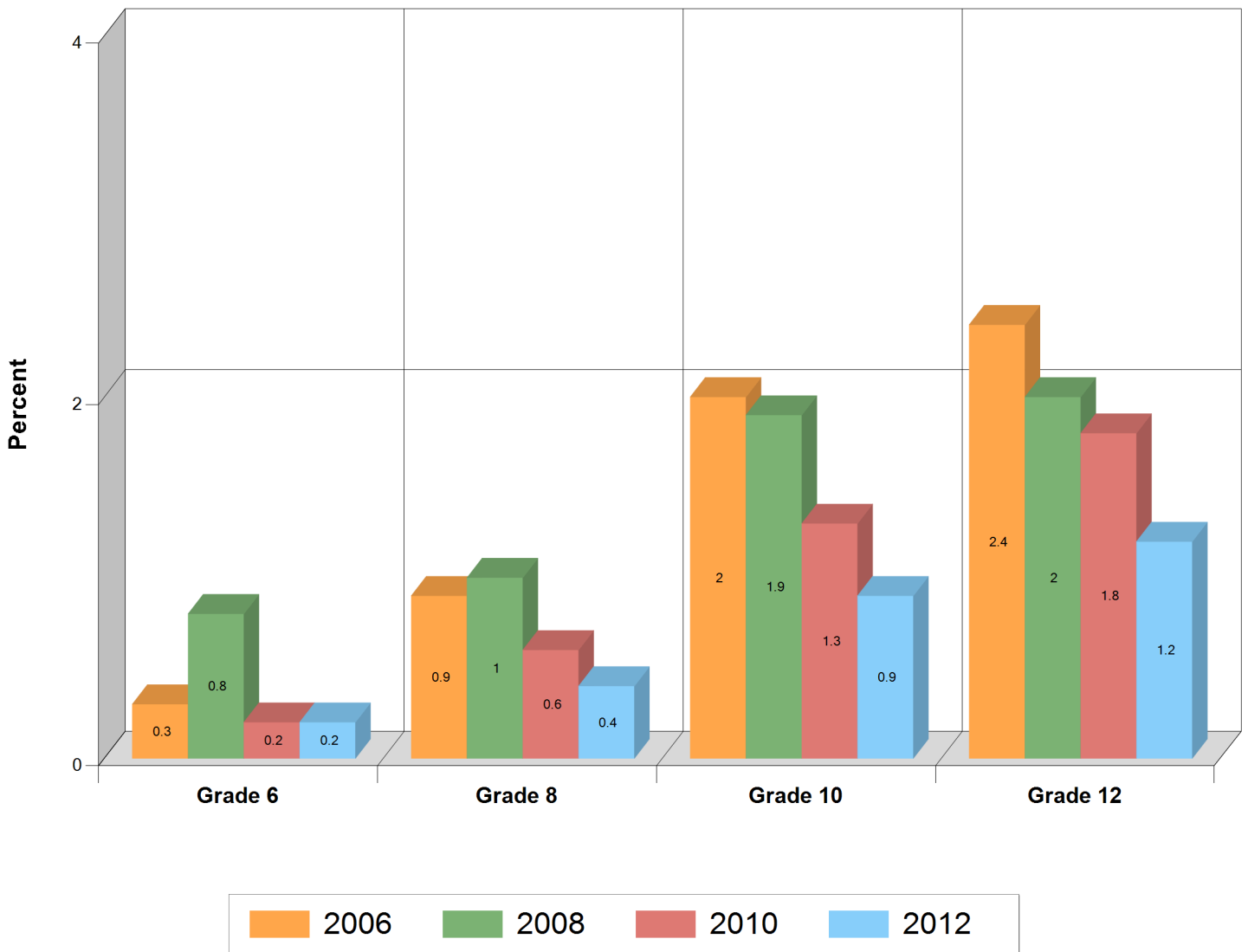
30 Day Speed/Uppers Usage

Kentucky

Question 29a_c - On how many occasions in the past 30 days have you taken speed/uppers other than methamphetamine ("meth")?

Percent that answered at least 1 occasion

Grade	2006	2008	2010	2012
6	0.3%	0.8%	0.2%	0.2%
8	0.9%	1%	0.6%	0.4%
10	2%	1.9%	1.3%	0.9%
12	2.4%	2%	1.8%	1.2%



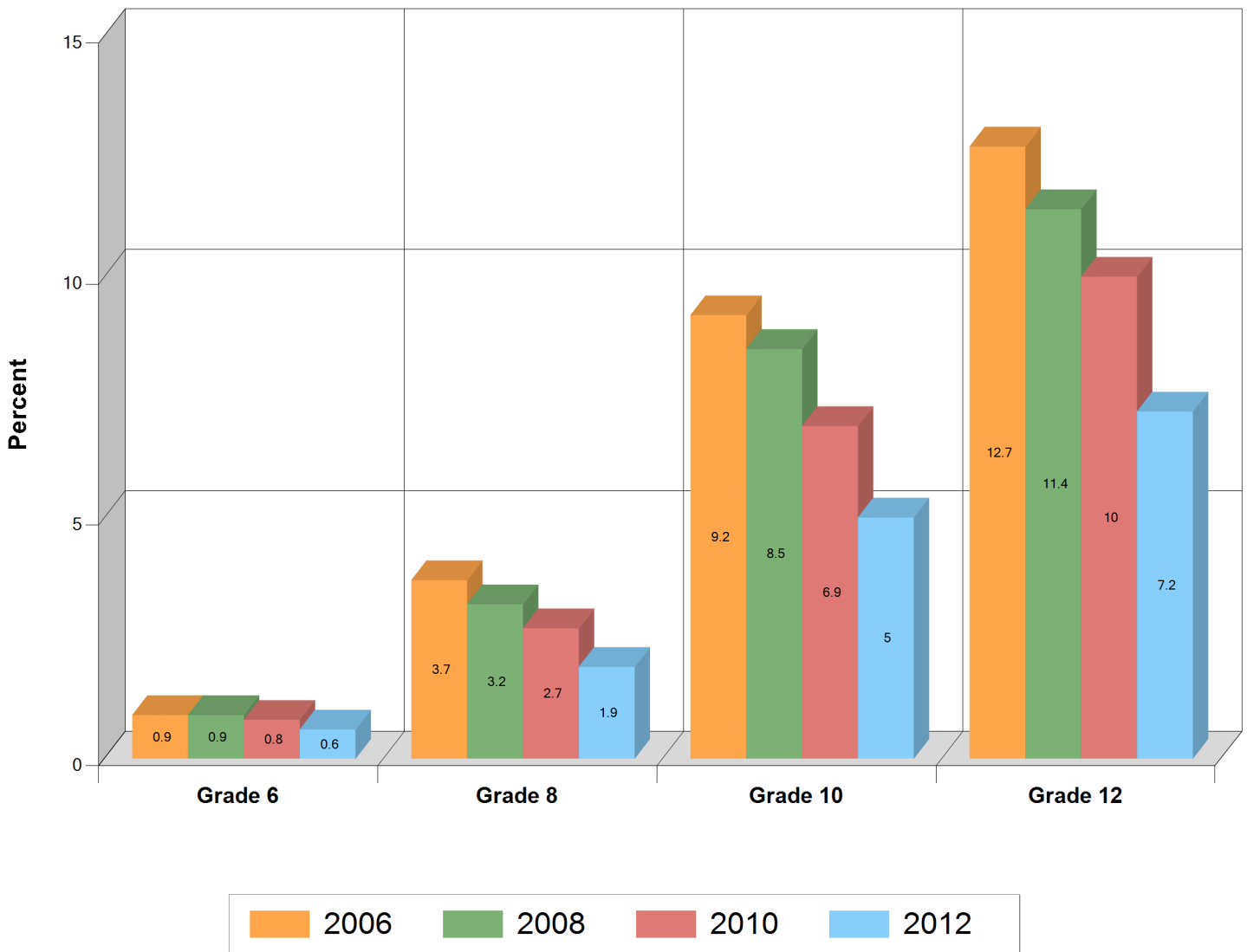
Lifetime Tranquilizer Usage

Kentucky

Question 30a - On how many occasions in your lifetime have you used tranquilizers without a doctor telling you to do so?

Percent that answered at least 1 occasion

Grade	2006	2008	2010	2012
6	0.9%	0.9%	0.8%	0.6%
8	3.7%	3.2%	2.7%	1.9%
10	9.2%	8.5%	6.9%	5%
12	12.7%	11.4%	10%	7.2%



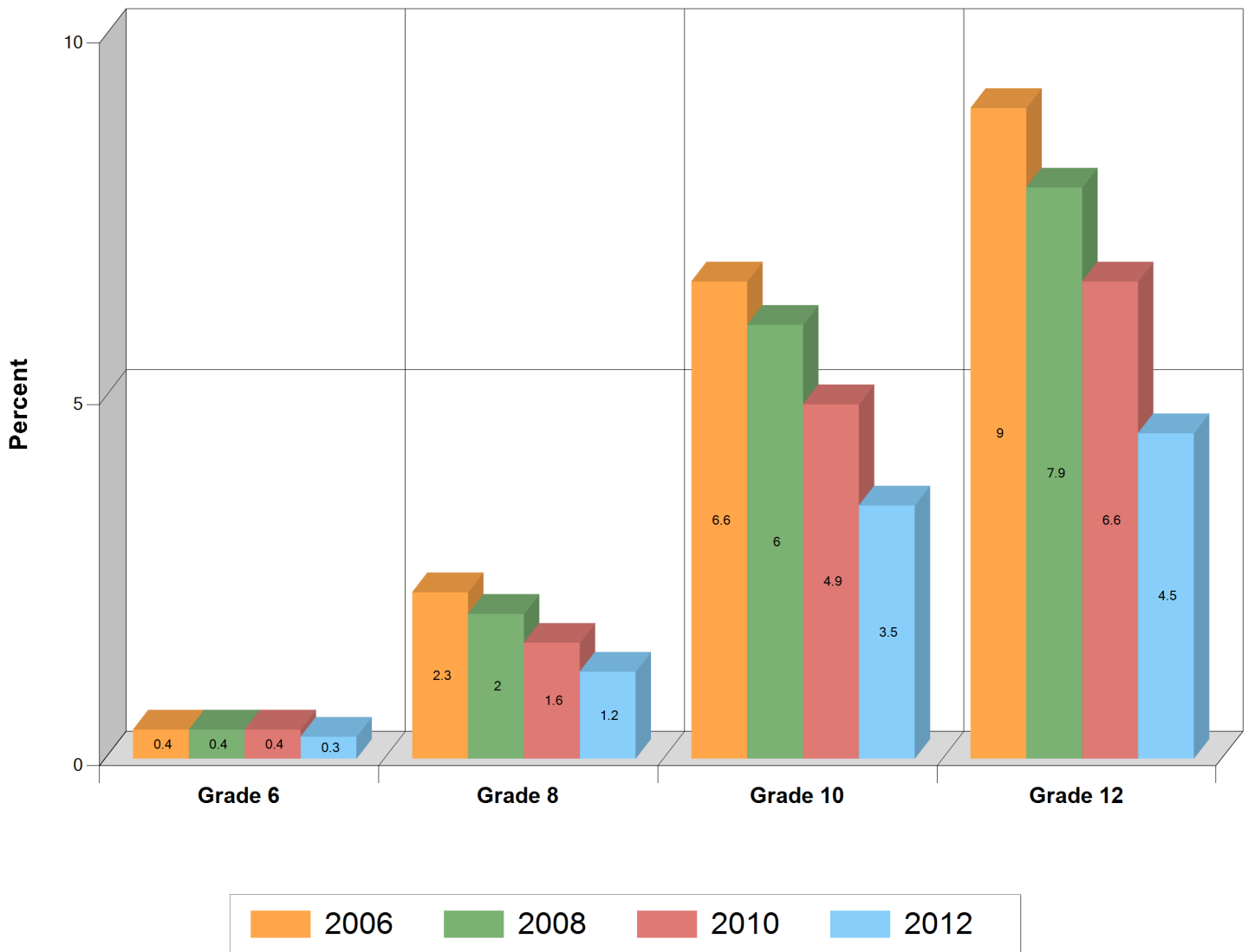
Past Year Tranquilizer Usage

Kentucky

Question 30b - On how many occasions in the past 12 months have you used tranquilizers without a doctor telling you to do so?

Percent that answered at least 1 occasion

Grade	2006	2008	2010	2012
6	0.4%	0.4%	0.4%	0.3%
8	2.3%	2%	1.6%	1.2%
10	6.6%	6%	4.9%	3.5%
12	9%	7.9%	6.6%	4.5%



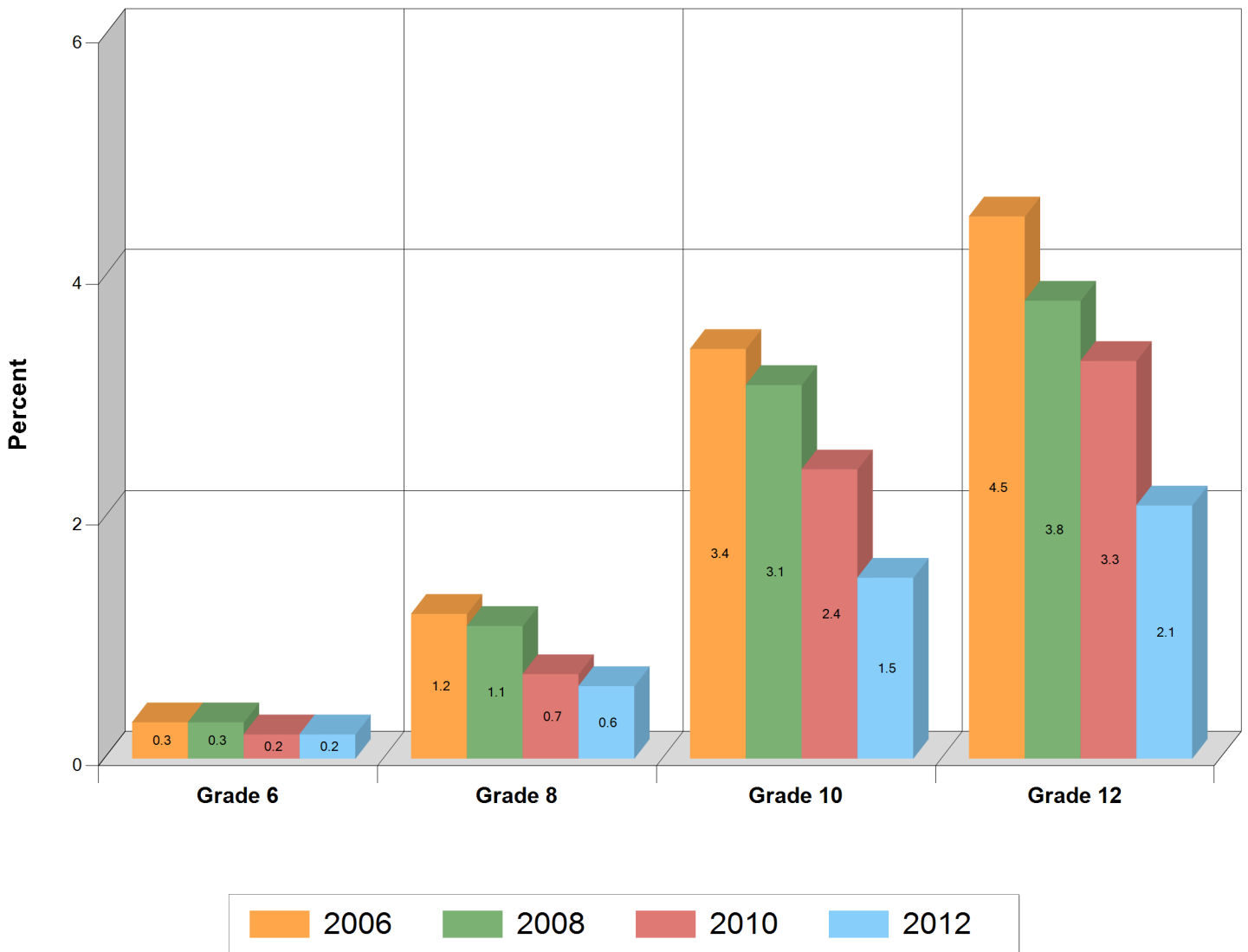
30 Day Tranquilizer Usage

Kentucky

Question 30c - On how many occasions in the past 30 days have you used tranquilizers without a doctor telling you to do so?

Percent that answered at least 1 occasion

Grade	2006	2008	2010	2012
6	0.3%	0.3%	0.2%	0.2%
8	1.2%	1.1%	0.7%	0.6%
10	3.4%	3.1%	2.4%	1.5%
12	4.5%	3.8%	3.3%	2.1%



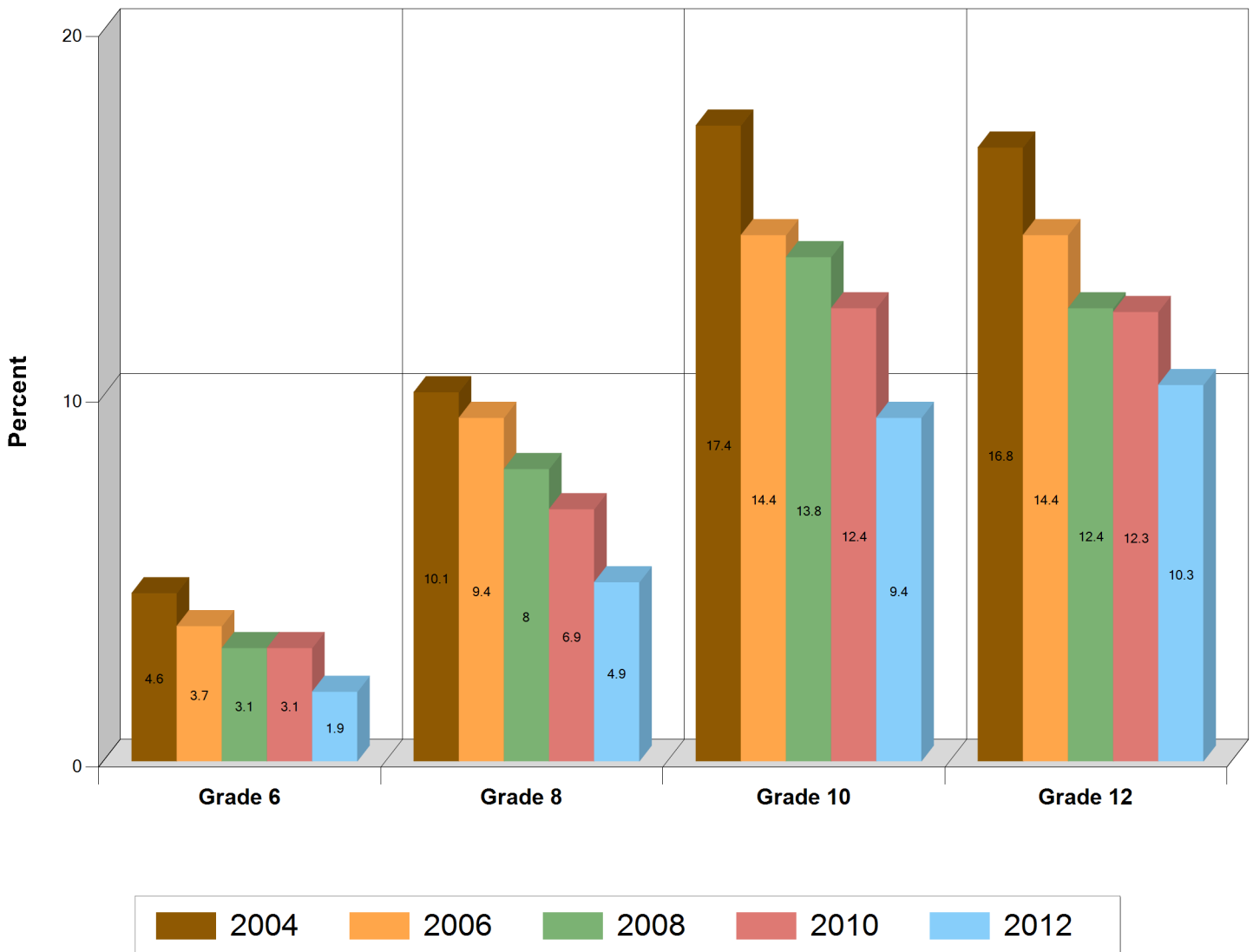
Lifetime OTC Usage

Kentucky

Question 31a - On how many occasions in your lifetime have you taken other drugs including over-the-counter drugs (stay-awake pills, cough syrup) to get high?

Percent that answered at least 1 occasion

Grade	2004	2006	2008	2010	2012
6	4.6%	3.7%	3.1%	3.1%	1.9%
8	10.1%	9.4%	8%	6.9%	4.9%
10	17.4%	14.4%	13.8%	12.4%	9.4%
12	16.8%	14.4%	12.4%	12.3%	10.3%



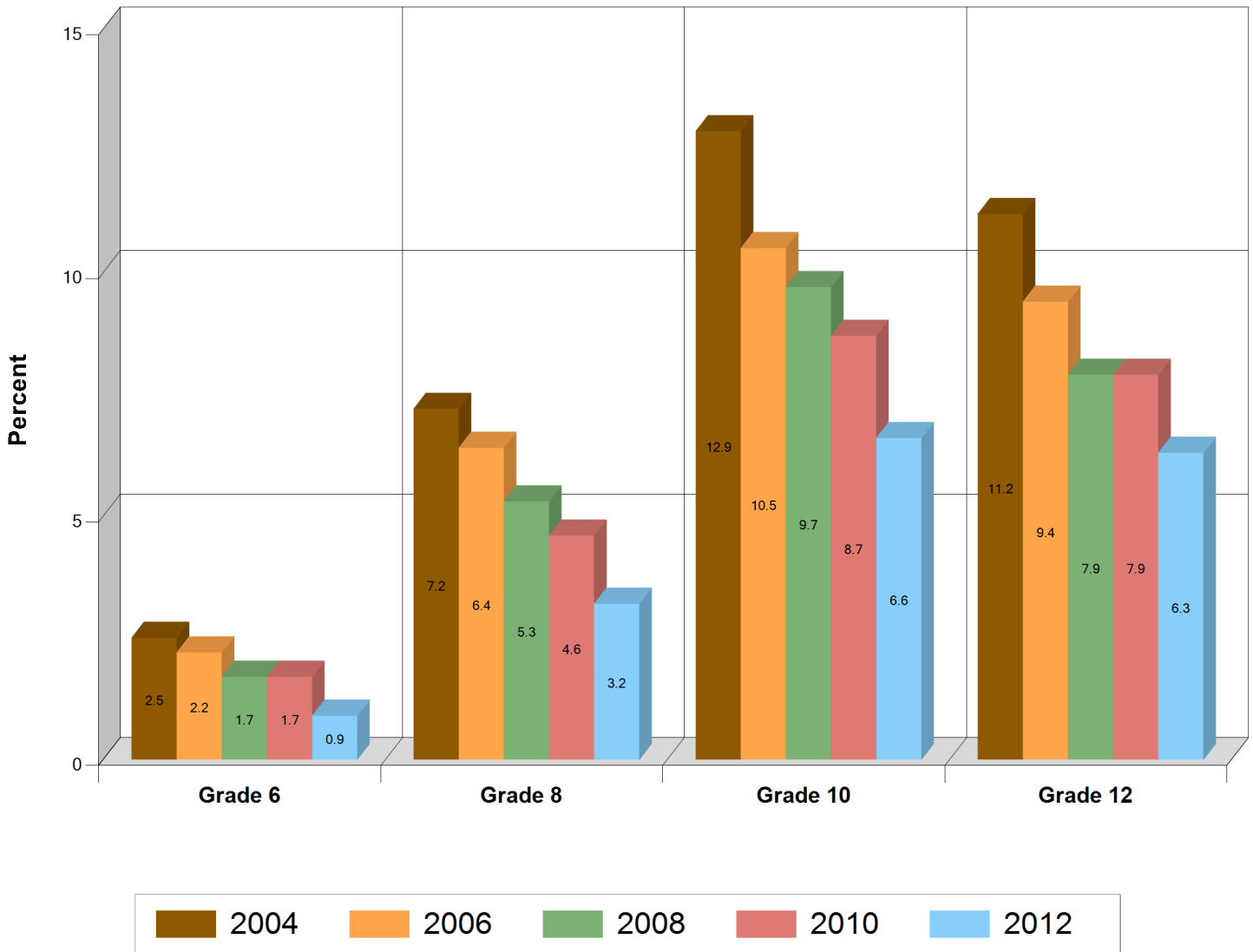
Past Year OTC Drug Usage

Kentucky

Question 31b - On how many occasions in the past 12 months have you taken other drugs including over-the-counter drugs (stay-awake pills, cough syrup) to get high?

Percent that answered at least 1 occasion

Grade	2004	2006	2008	2010	2012
6	2.5%	2.2%	1.7%	1.7%	0.9%
8	7.2%	6.4%	5.3%	4.6%	3.2%
10	12.9%	10.5%	9.7%	8.7%	6.6%
12	11.2%	9.4%	7.9%	7.9%	6.3%



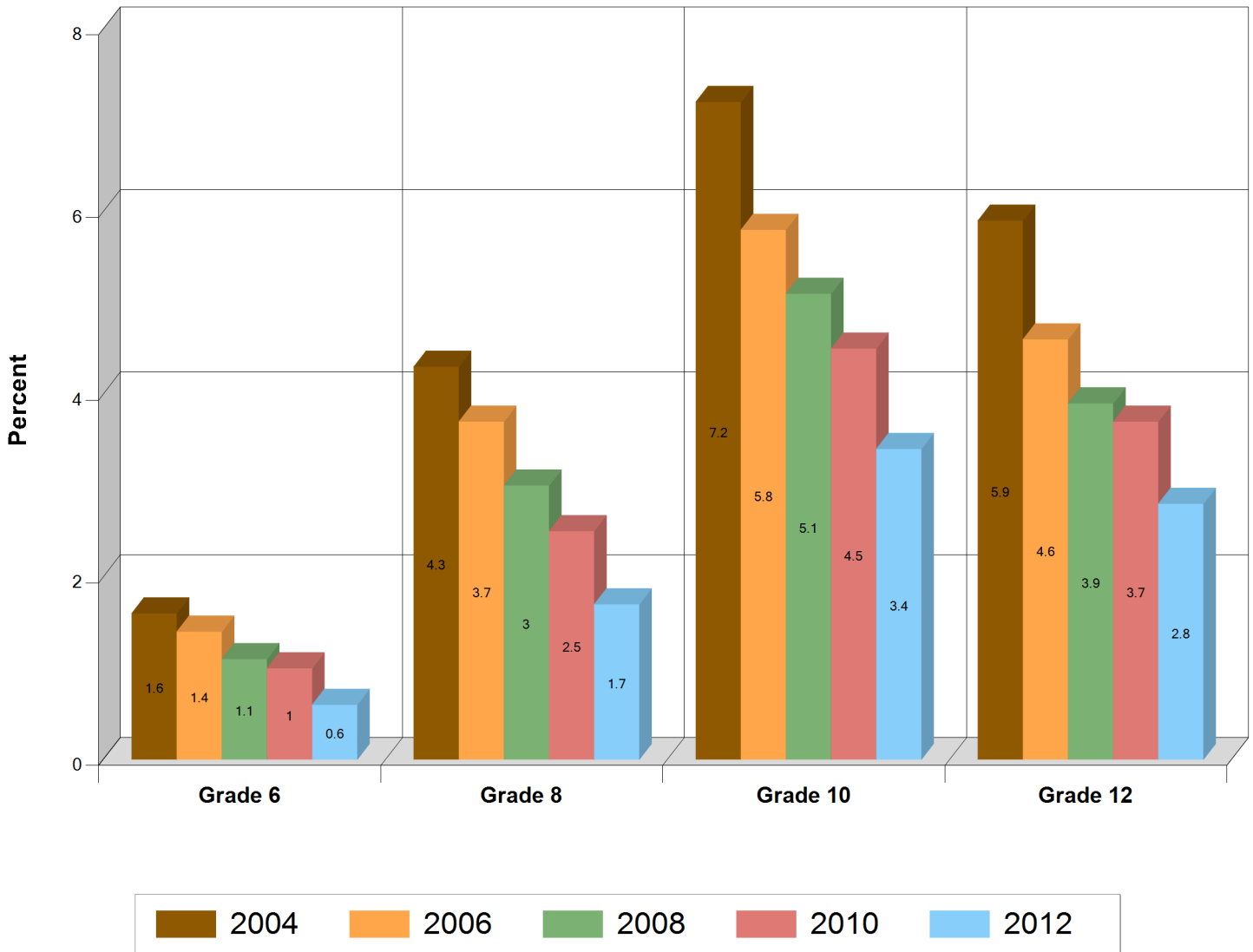
30 Day OTC Drug Usage

Kentucky

Question 31c - On how many occasions in the past 30 days have you taken other drugs including over-the-counter drugs (stay-awake pills, cough syrup) to get high?

Percent that answered at least 1 occasion

Grade	2004	2006	2008	2010	2012
6	1.6%	1.4%	1.1%	1%	0.6%
8	4.3%	3.7%	3%	2.5%	1.7%
10	7.2%	5.8%	5.1%	4.5%	3.4%
12	5.9%	4.6%	3.9%	3.7%	2.8%



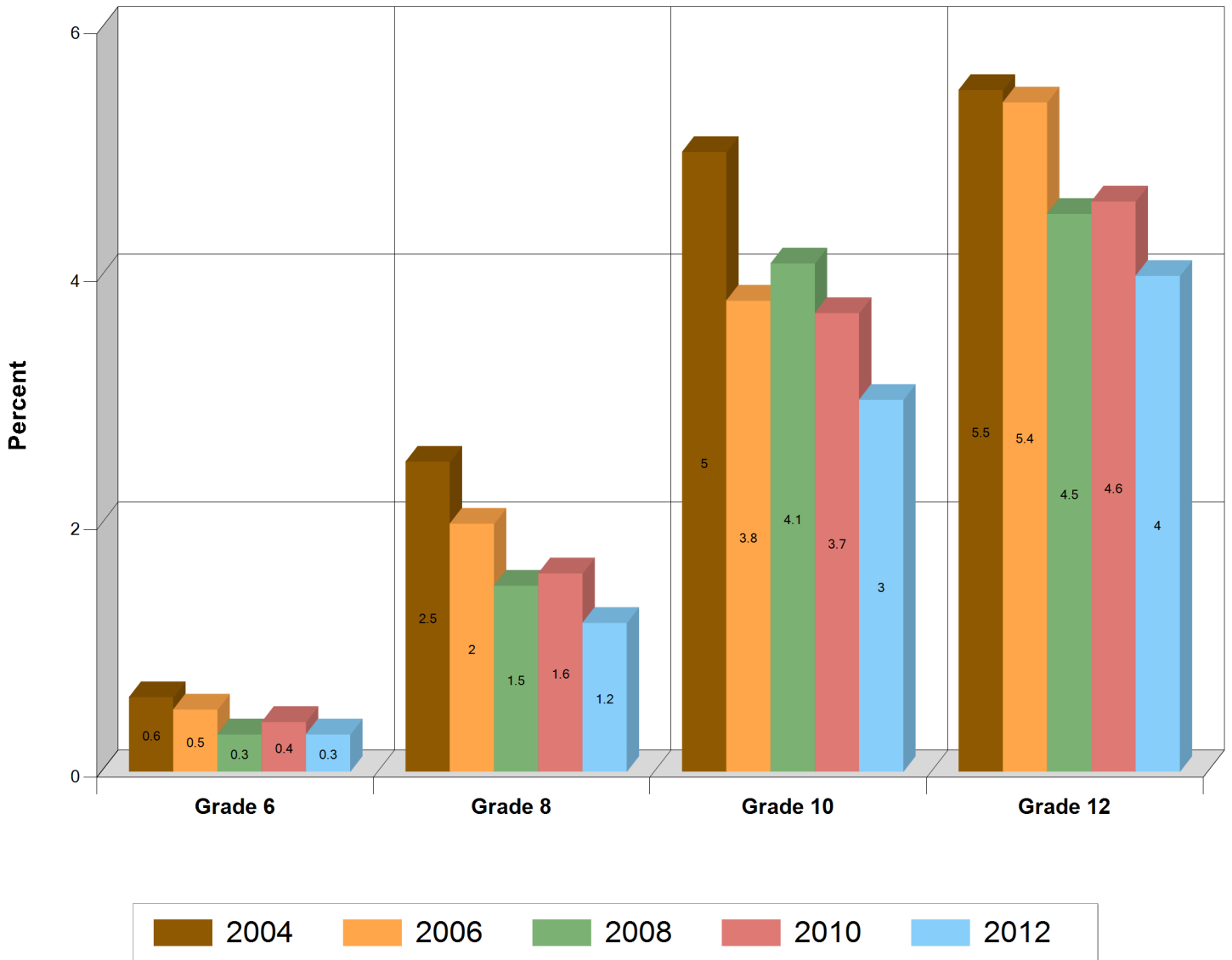
Lifetime Ecstasy Usage

Kentucky

Question 32a - On how many occasions in your lifetime have you used MDMA ("ecstasy")?

Percent that answered at least 1 occasion

Grade	2004	2006	2008	2010	2012
6	0.6%	0.5%	0.3%	0.4%	0.3%
8	2.5%	2%	1.5%	1.6%	1.2%
10	5%	3.8%	4.1%	3.7%	3%
12	5.5%	5.4%	4.5%	4.6%	4%



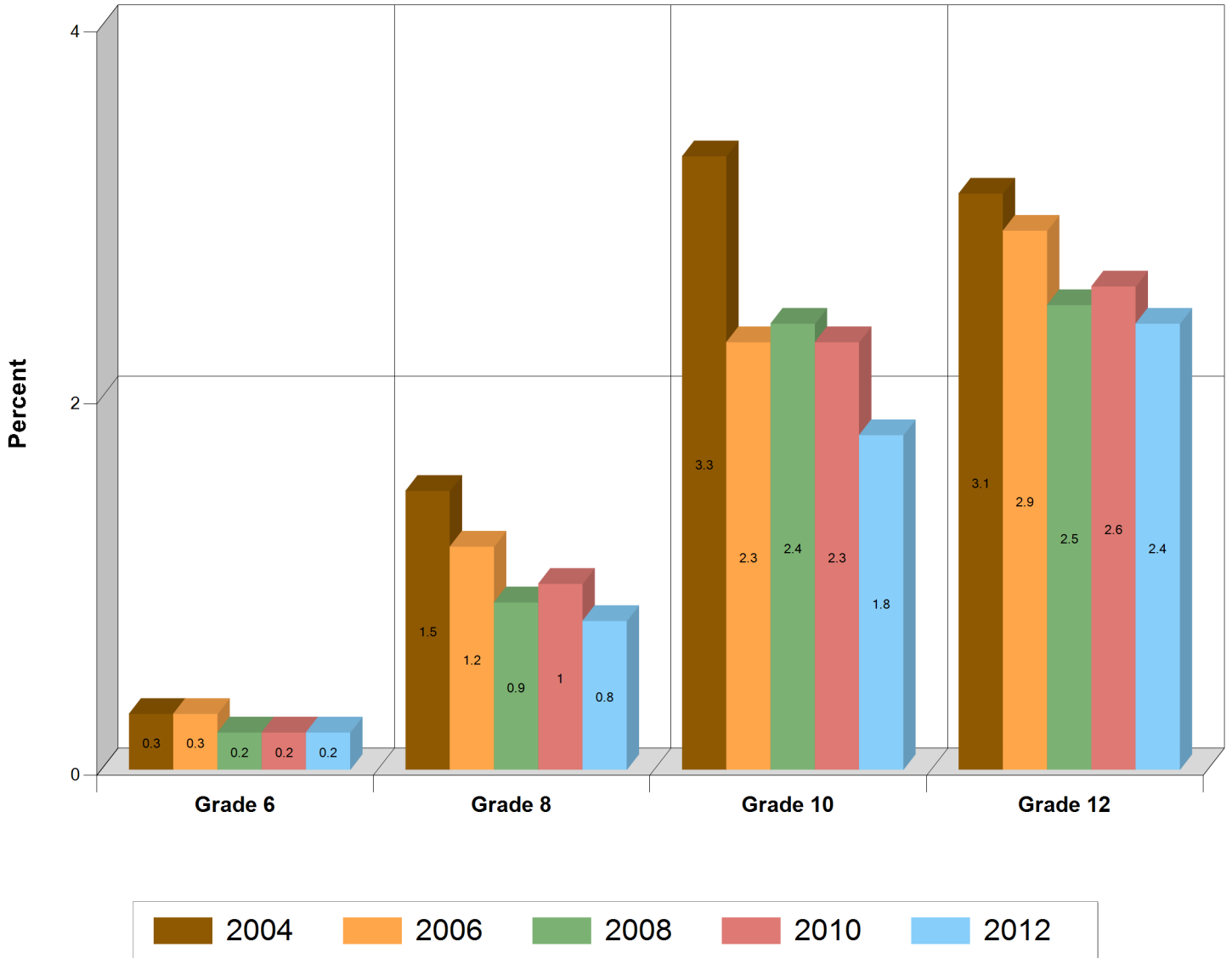
Past Year Ecstasy Usage

Kentucky

Question 32b - On how many occasions in the past 12 months have you used MDMA ("ecstasy")?

Percent that answered at least 1 occasion

Grade	2004	2006	2008	2010	2012
6	0.3%	0.3%	0.2%	0.2%	0.2%
8	1.5%	1.2%	0.9%	1%	0.8%
10	3.3%	2.3%	2.4%	2.3%	1.8%
12	3.1%	2.9%	2.5%	2.6%	2.4%



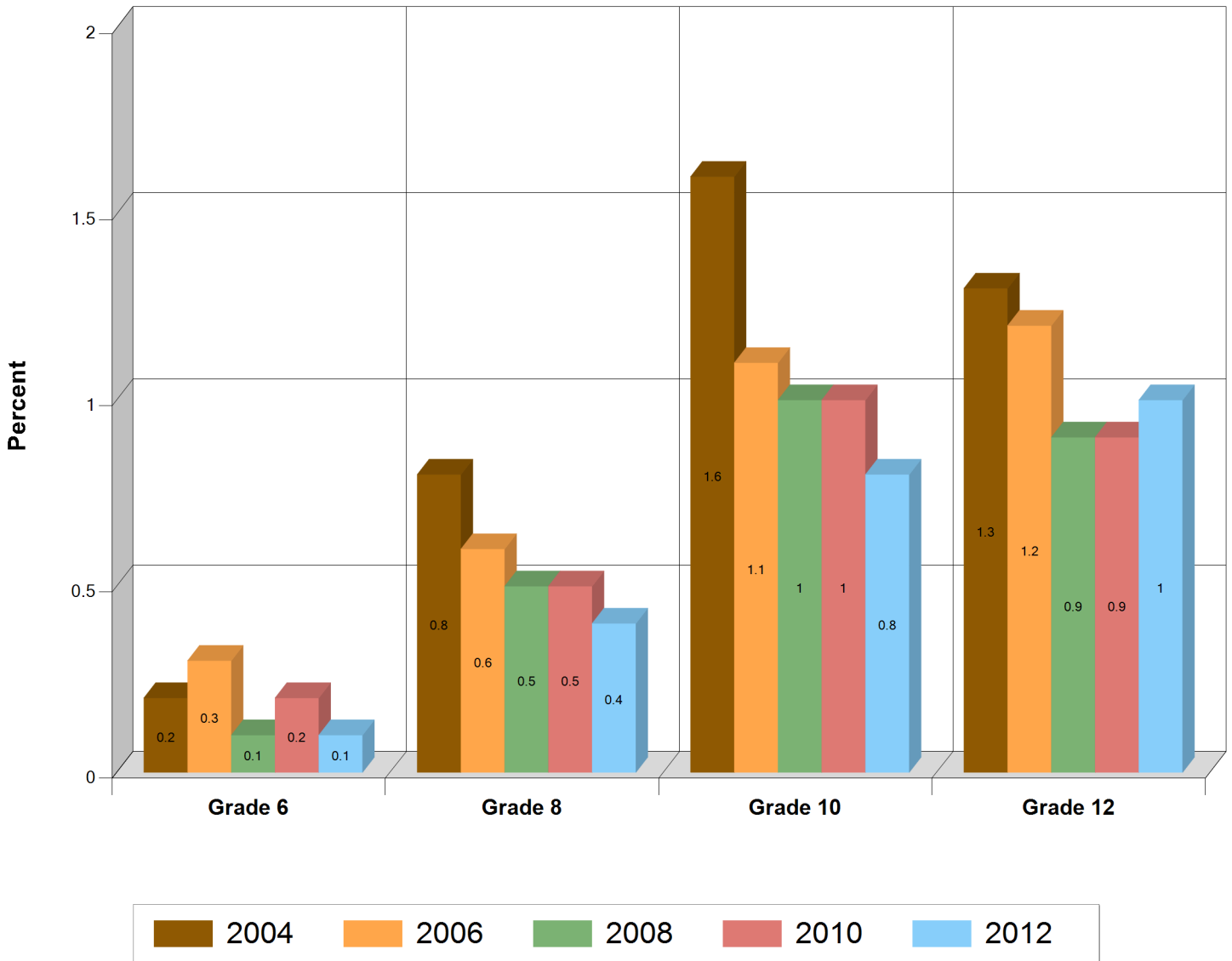
30 Day Ecstasy Usage

Kentucky

Question 32c - On how many occasions in the past 30 days have you used MDMA ("ecstasy")?

Percent that answered at least 1 occasion

Grade	2004	2006	2008	2010	2012
6	0.2%	0.3%	0.1%	0.2%	0.1%
8	0.8%	0.6%	0.5%	0.5%	0.4%
10	1.6%	1.1%	1%	1%	0.8%
12	1.3%	1.2%	0.9%	0.9%	1%



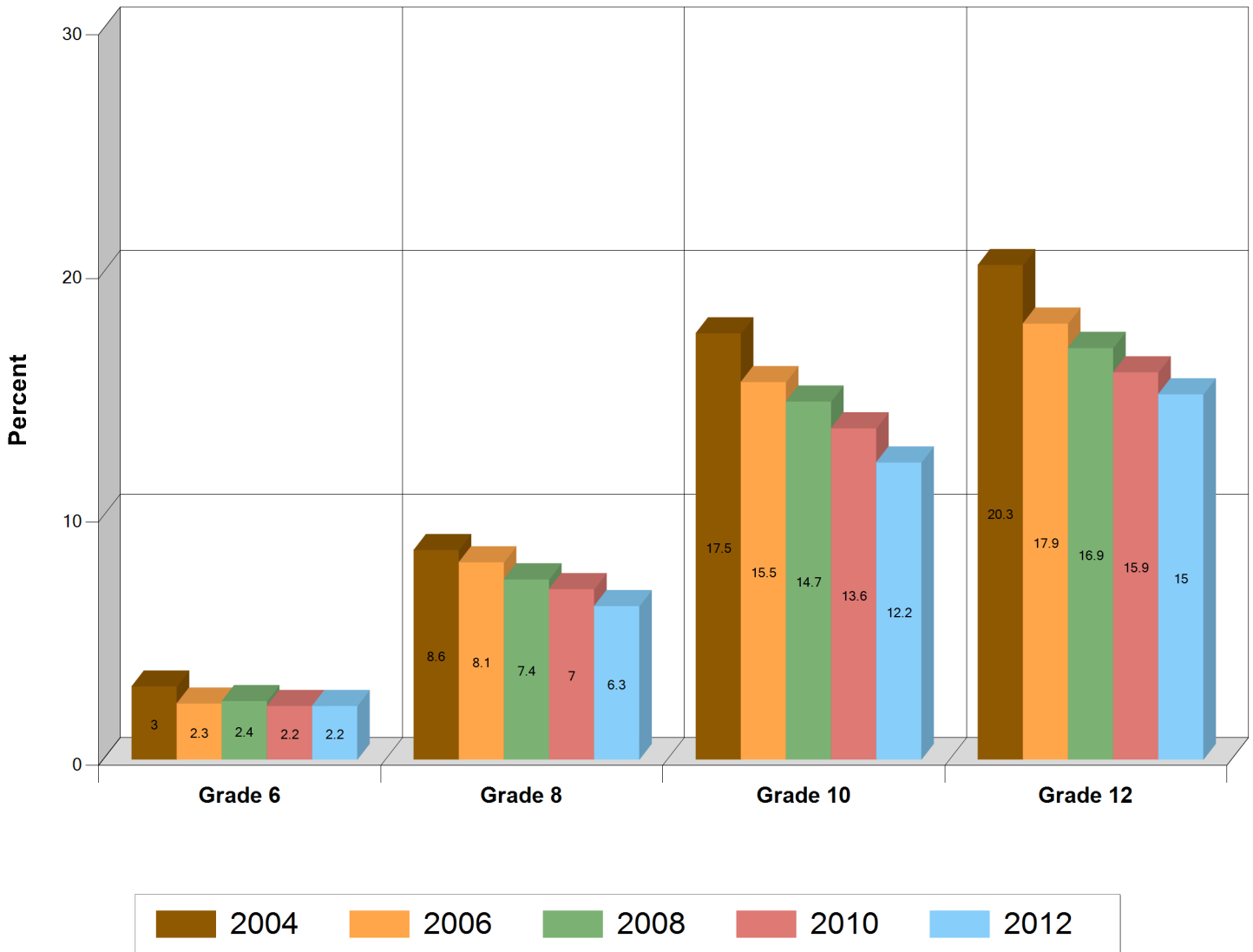
Peer Drug Prevalence

Kentucky

Question 11d - In the past year how many, if any, of your four best friends have used LSD, cocaine, or other illegal drugs?

Percent that answered one or more friends

Grade	2004	2006	2008	2010	2012
6	3%	2.3%	2.4%	2.2%	2.2%
8	8.6%	8.1%	7.4%	7%	6.3%
10	17.5%	15.5%	14.7%	13.6%	12.2%
12	20.3%	17.9%	16.9%	15.9%	15%



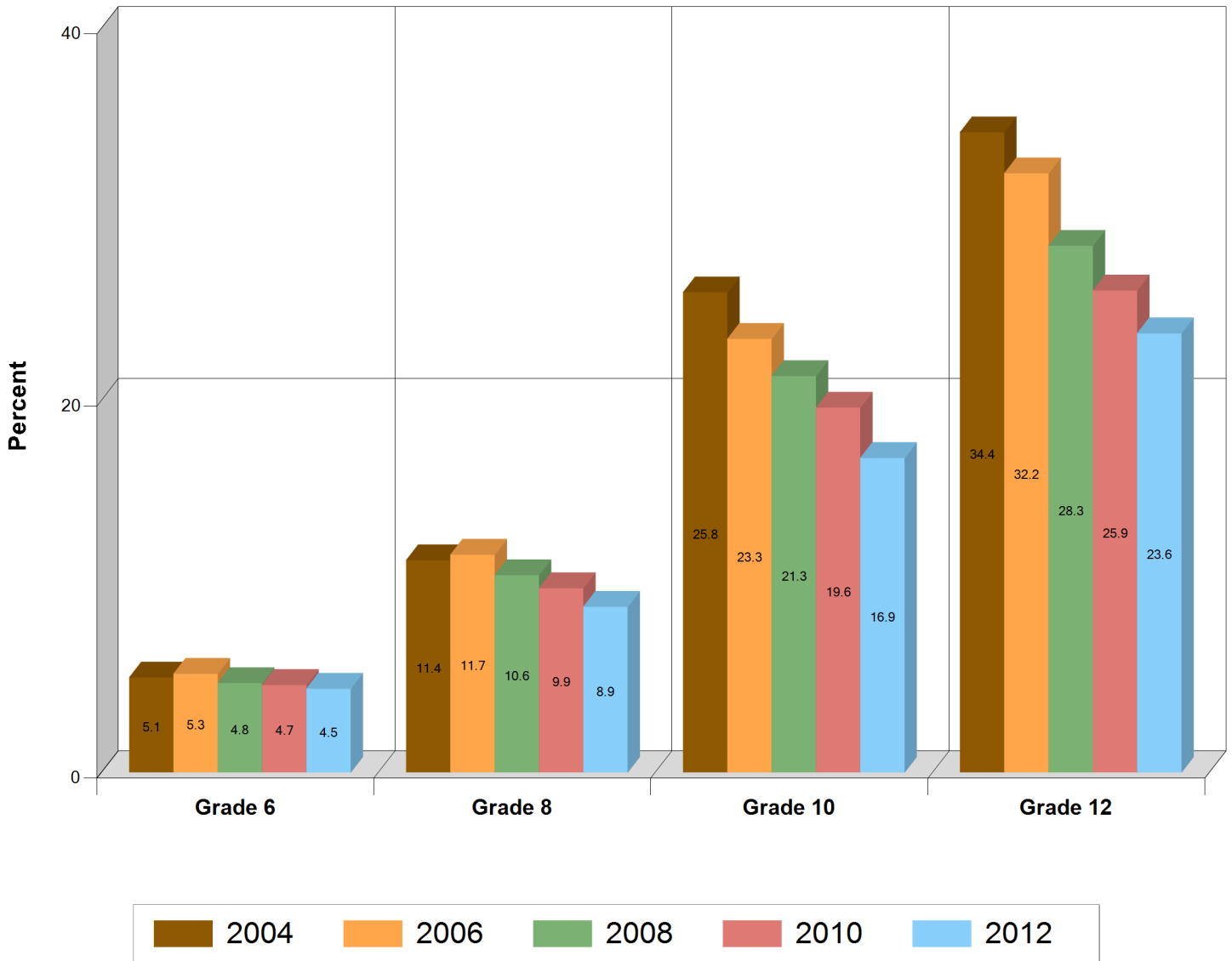
Accessibility : Hard Drugs

Kentucky

Question 37 - How easy would it be for you to get a drug like cocaine, LSD, or amphetamines?

Percent that answered 'Sort of easy' or 'Very easy'

Grade	2004	2006	2008	2010	2012
6	5.1%	5.3%	4.8%	4.7%	4.5%
8	11.4%	11.7%	10.6%	9.9%	8.9%
10	25.8%	23.3%	21.3%	19.6%	16.9%
12	34.4%	32.2%	28.3%	25.9%	23.6%



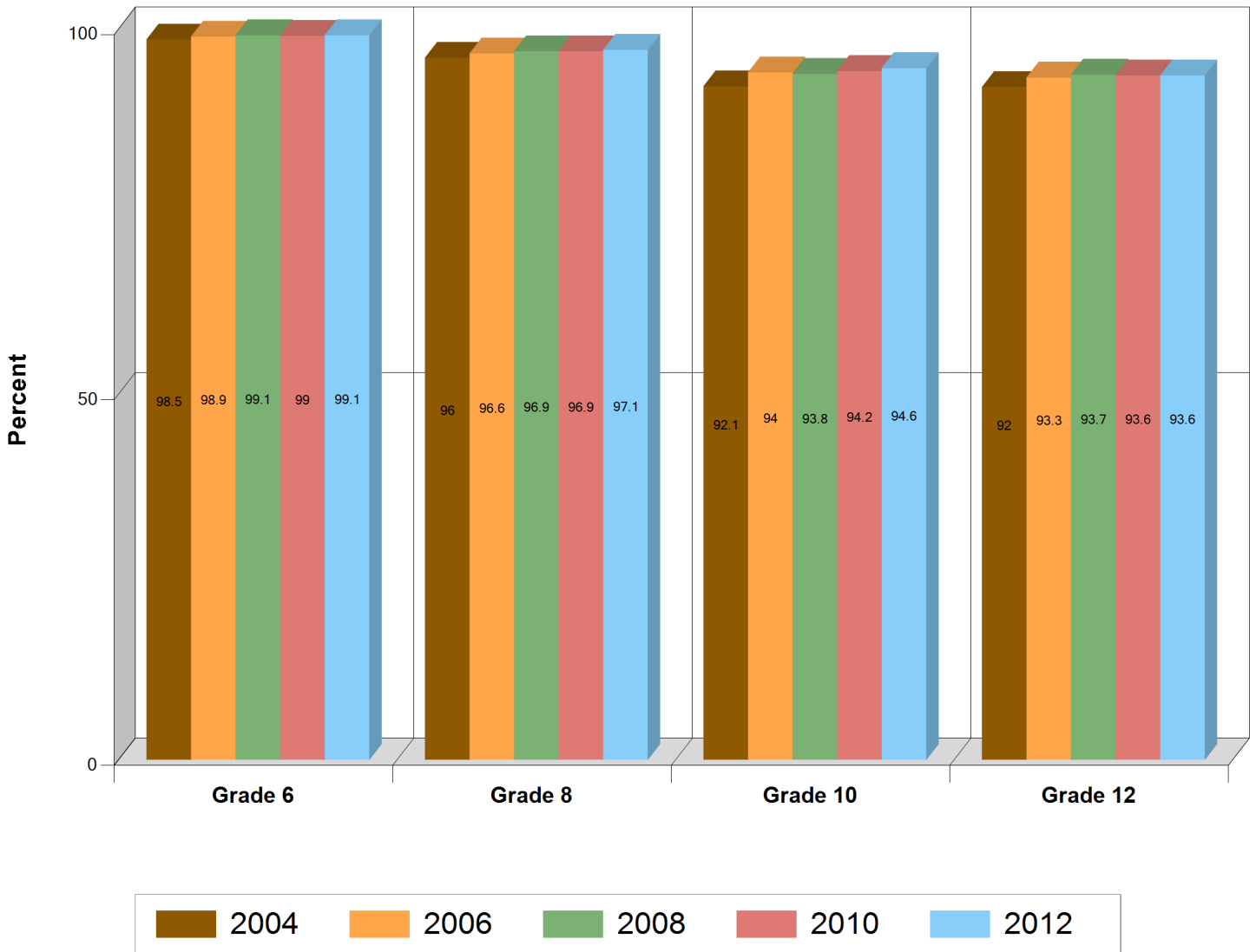
Personal Disapproval : Hard Drugs

Kentucky

Question 40d - How wrong do you think it would be for someone your age to use LSD, cocaine, or other illegal drugs?

Percent that answered 'Wrong' or 'Very Wrong'

Grade	2004	2006	2008	2010	2012
6	98.5%	98.9%	99.1%	99%	99.1%
8	96%	96.6%	96.9%	96.9%	97.1%
10	92.1%	94%	93.8%	94.2%	94.6%
12	92%	93.3%	93.7%	93.6%	93.6%



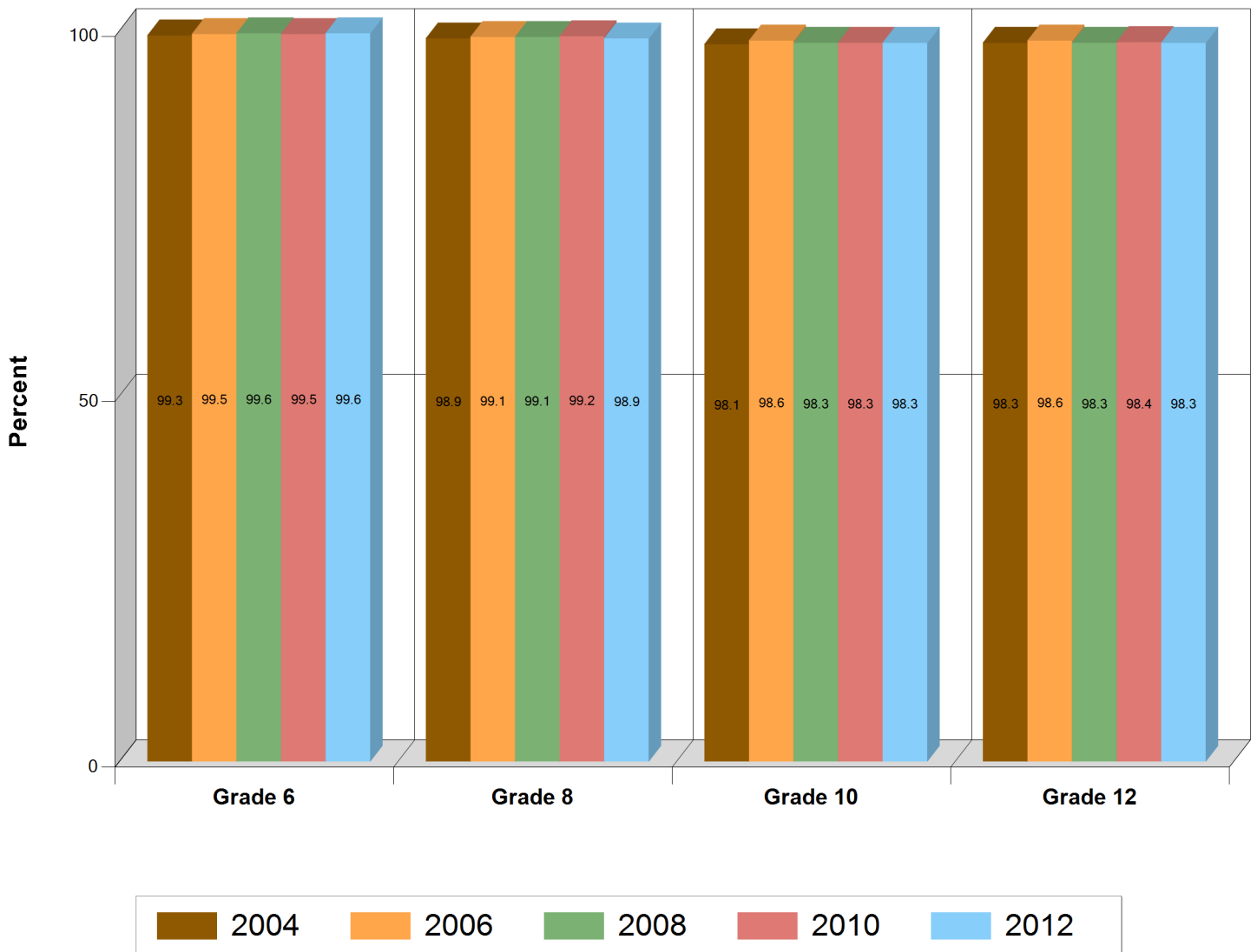
Parental Disapproval : Hard Drugs

Kentucky

Question 41d - How wrong do your parents feel it would be for you to use LSD, cocaine, amphetamines, or other illegal drugs?

Percent that answered 'Wrong' or 'Very Wrong'

Grade	2004	2006	2008	2010	2012
6	99.3%	99.5%	99.6%	99.5%	99.6%
8	98.9%	99.1%	99.1%	99.2%	98.9%
10	98.1%	98.6%	98.3%	98.3%	98.3%
12	98.3%	98.6%	98.3%	98.4%	98.3%



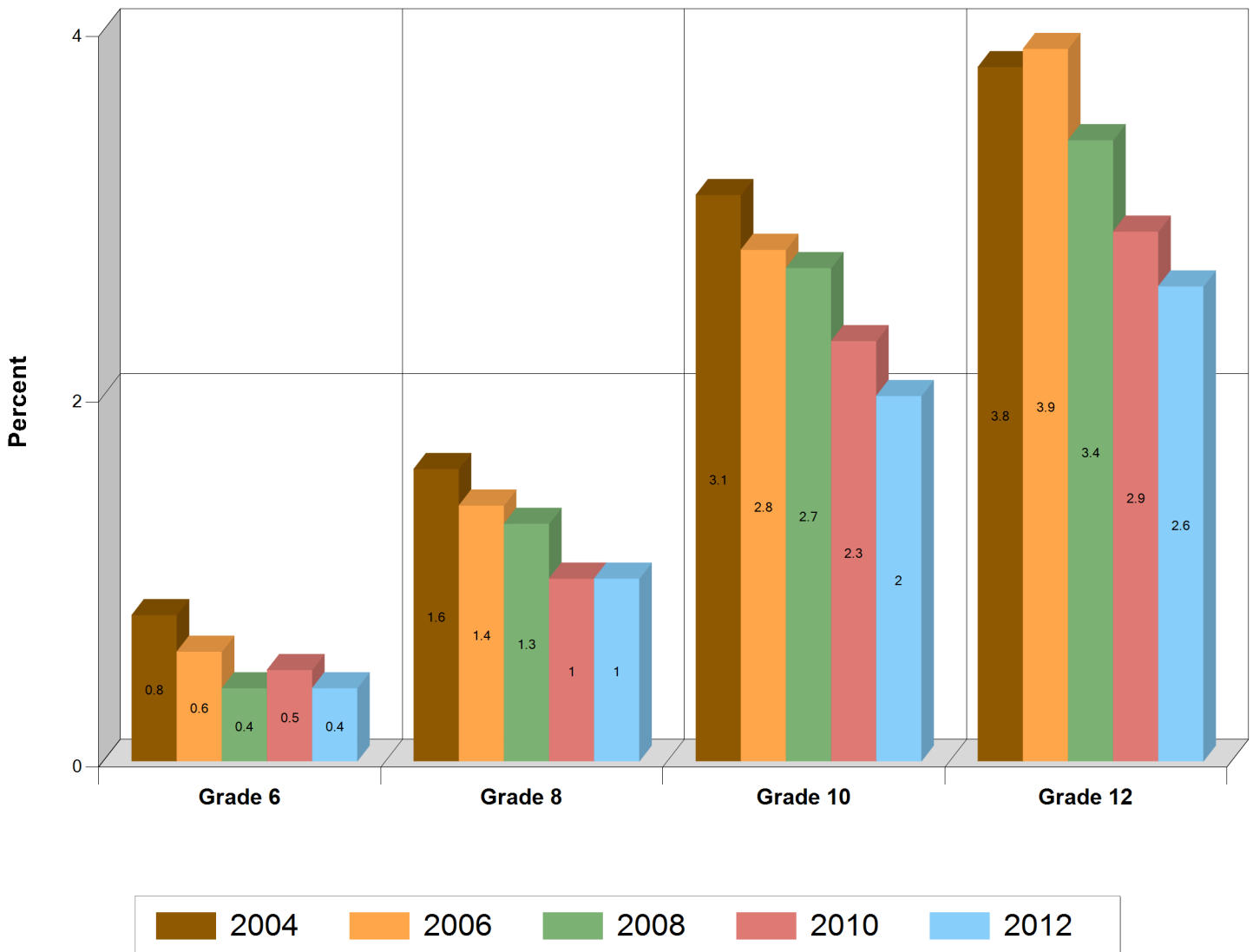
Alcohol/Drug Abuse: Stopped by Police

Kentucky

Question 34a - In the past 12 months, has your drinking and/or drug use caused you to get stopped by the police for drunk driving or being drunk and disorderly?

Percent that answered Yes

Grade	2004	2006	2008	2010	2012
6	0.8%	0.6%	0.4%	0.5%	0.4%
8	1.6%	1.4%	1.3%	1%	1%
10	3.1%	2.8%	2.7%	2.3%	2%
12	3.8%	3.9%	3.4%	2.9%	2.6%



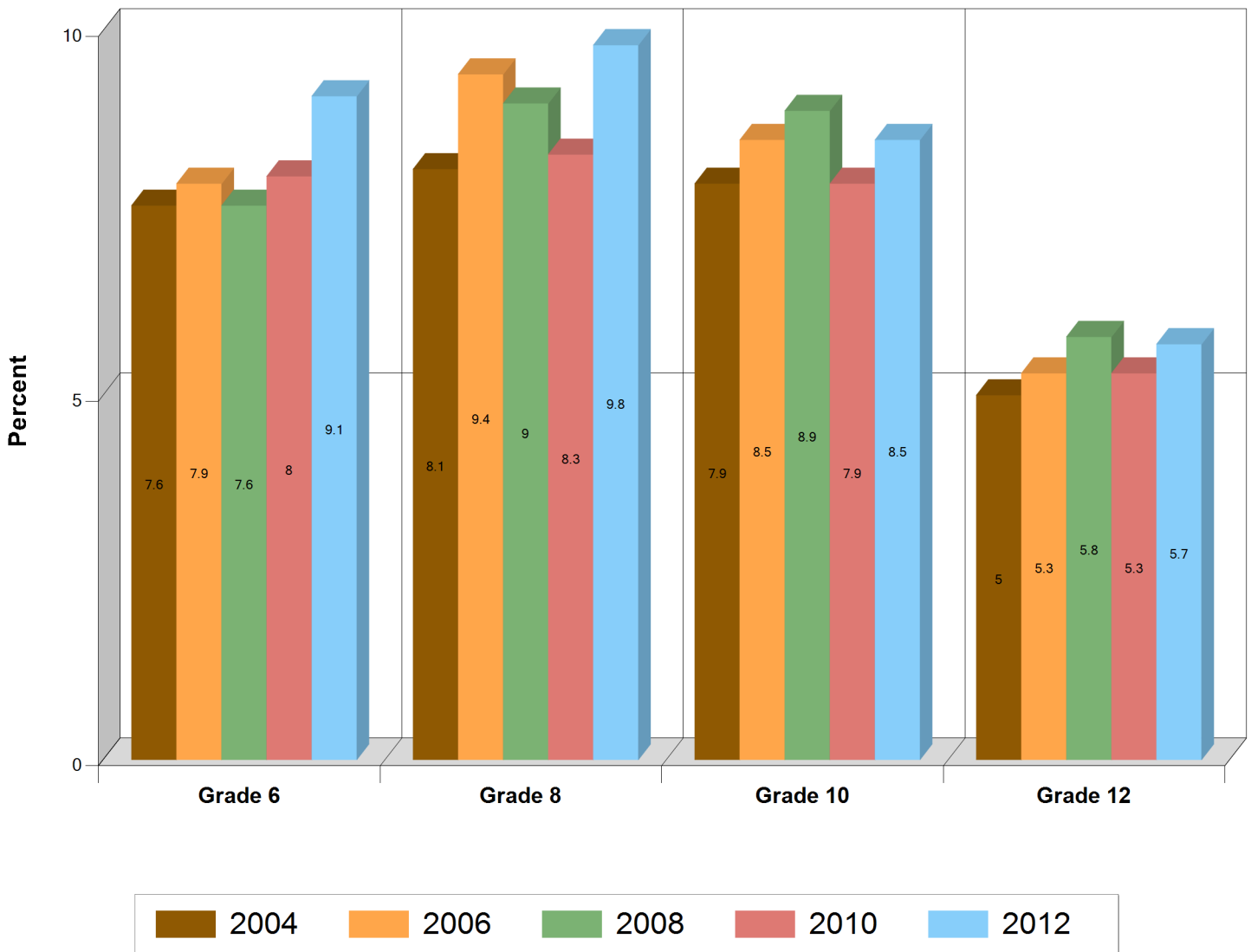
Alcohol/Drug Abuse: Trouble at School

Kentucky

Question 34b - In the past 12 months, has your drinking and/or drug use caused you to get in trouble at school?

Percent that answered Yes

Grade	2004	2006	2008	2010	2012
6	7.6%	7.9%	7.6%	8%	9.1%
8	8.1%	9.4%	9%	8.3%	9.8%
10	7.9%	8.5%	8.9%	7.9%	8.5%
12	5%	5.3%	5.8%	5.3%	5.7%



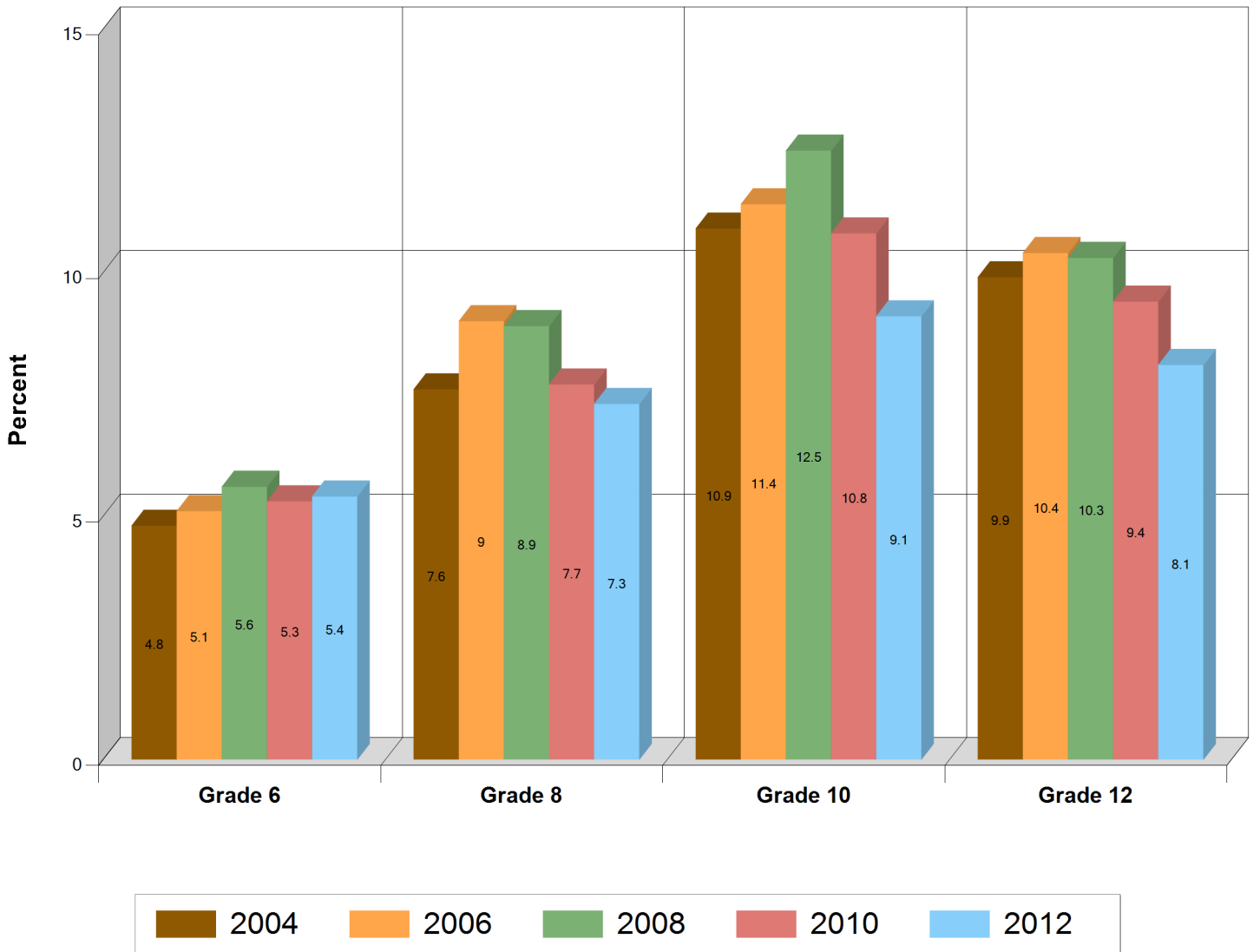
Alcohol/Drug Abuse: Injury to Self

Kentucky

Question 34c - In the past 12 months, has your drinking and/or drug use caused you to hurt or injure yourself?

Percent that answered Yes

Grade	2004	2006	2008	2010	2012
6	4.8%	5.1%	5.6%	5.3%	5.4%
8	7.6%	9%	8.9%	7.7%	7.3%
10	10.9%	11.4%	12.5%	10.8%	9.1%
12	9.9%	10.4%	10.3%	9.4%	8.1%



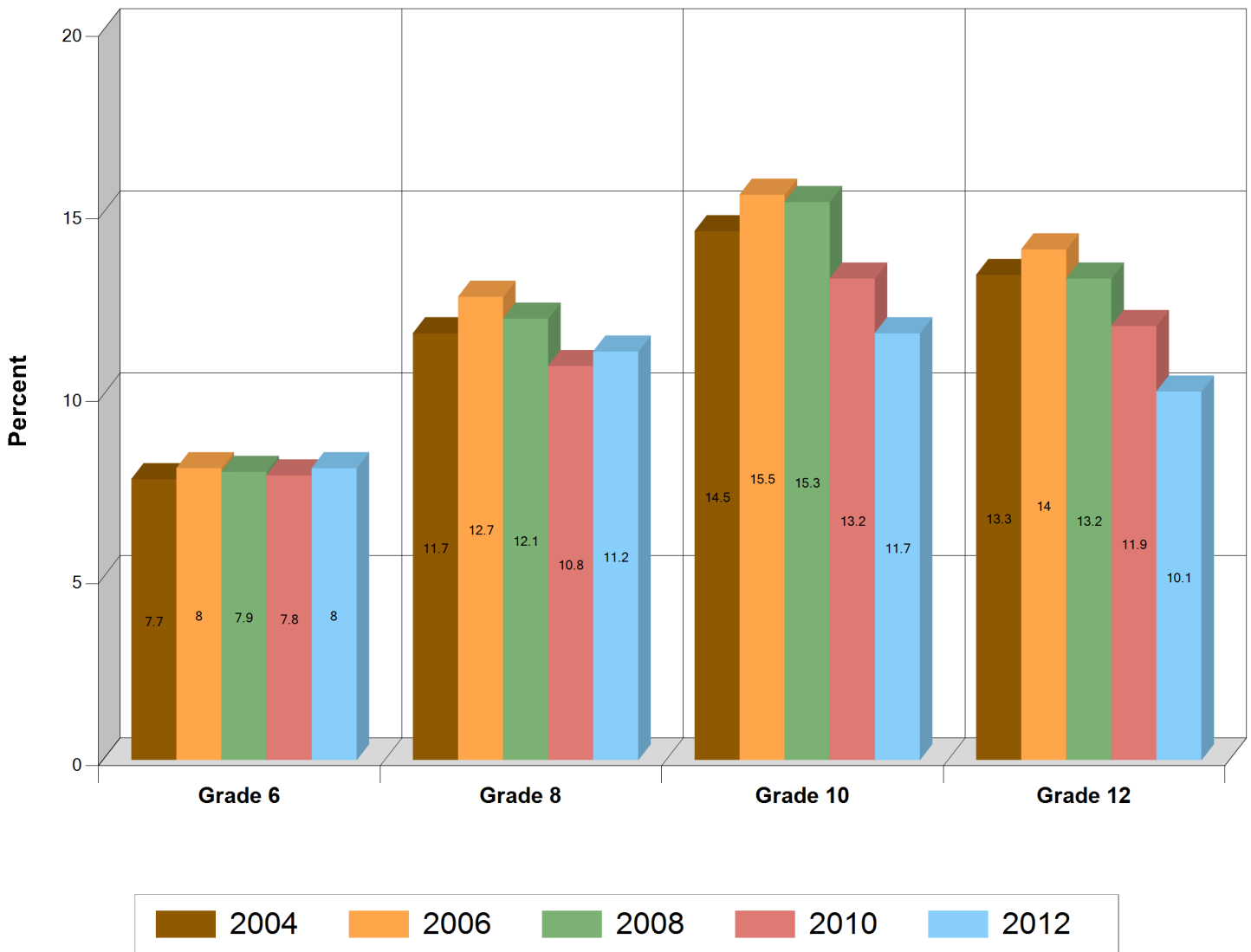
Alcohol/Drug Abuse: Fight Other Kids

Kentucky

Question 34d - In the past 12 months, has your drinking and/or drug use caused you to fight (verbal or physical) with other kids?

Percent that answered Yes

Grade	2004	2006	2008	2010	2012
6	7.7%	8%	7.9%	7.8%	8%
8	11.7%	12.7%	12.1%	10.8%	11.2%
10	14.5%	15.5%	15.3%	13.2%	11.7%
12	13.3%	14%	13.2%	11.9%	10.1%



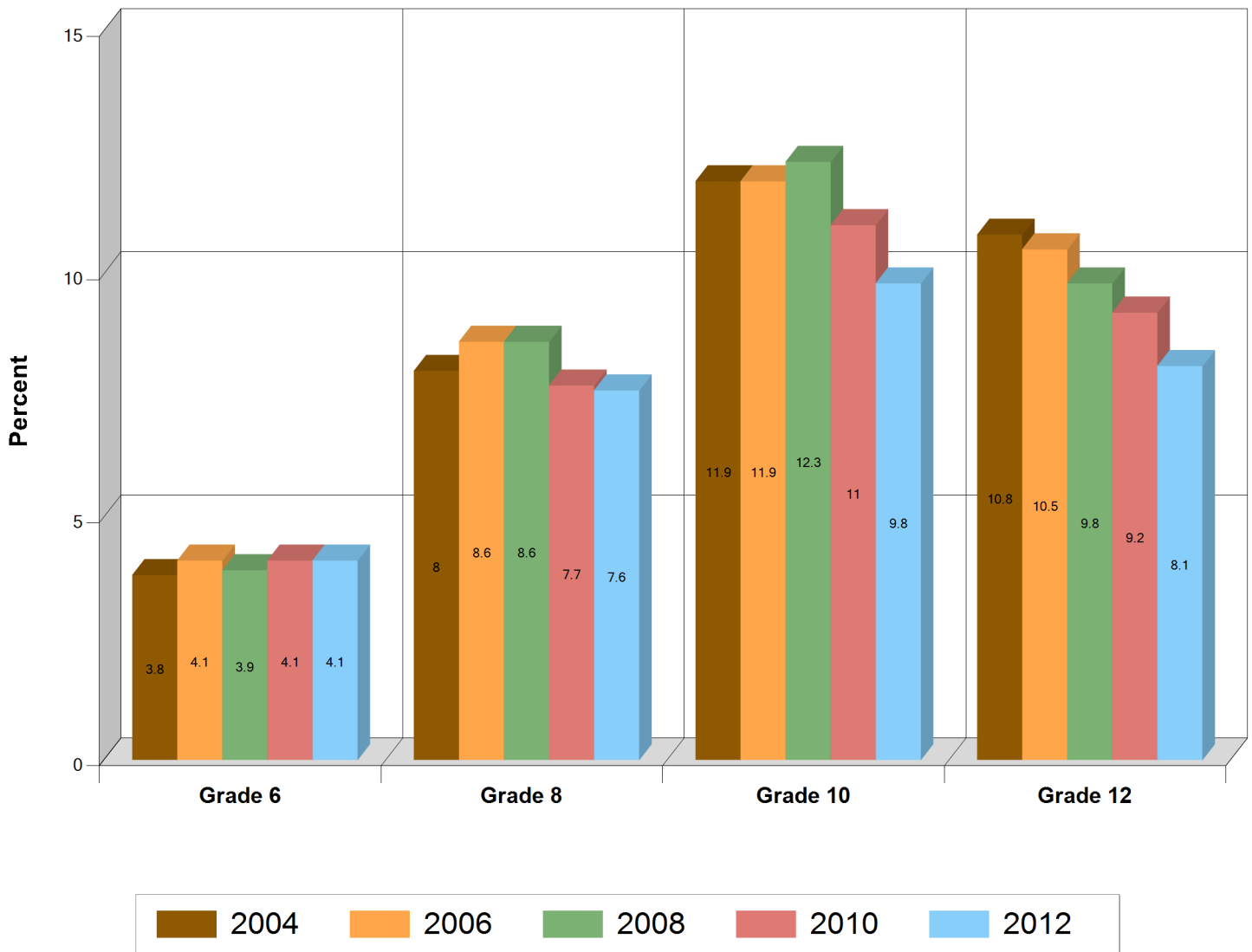
Alcohol/Drug Abuse: Fight with Parents

Kentucky

Question 34e - In the past 12 months, has your drinking and/or drug use caused you to fight with your parents?

Percent that answered Yes

Grade	2004	2006	2008	2010	2012
6	3.8%	4.1%	3.9%	4.1%	4.1%
8	8%	8.6%	8.6%	7.7%	7.6%
10	11.9%	11.9%	12.3%	11%	9.8%
12	10.8%	10.5%	9.8%	9.2%	8.1%



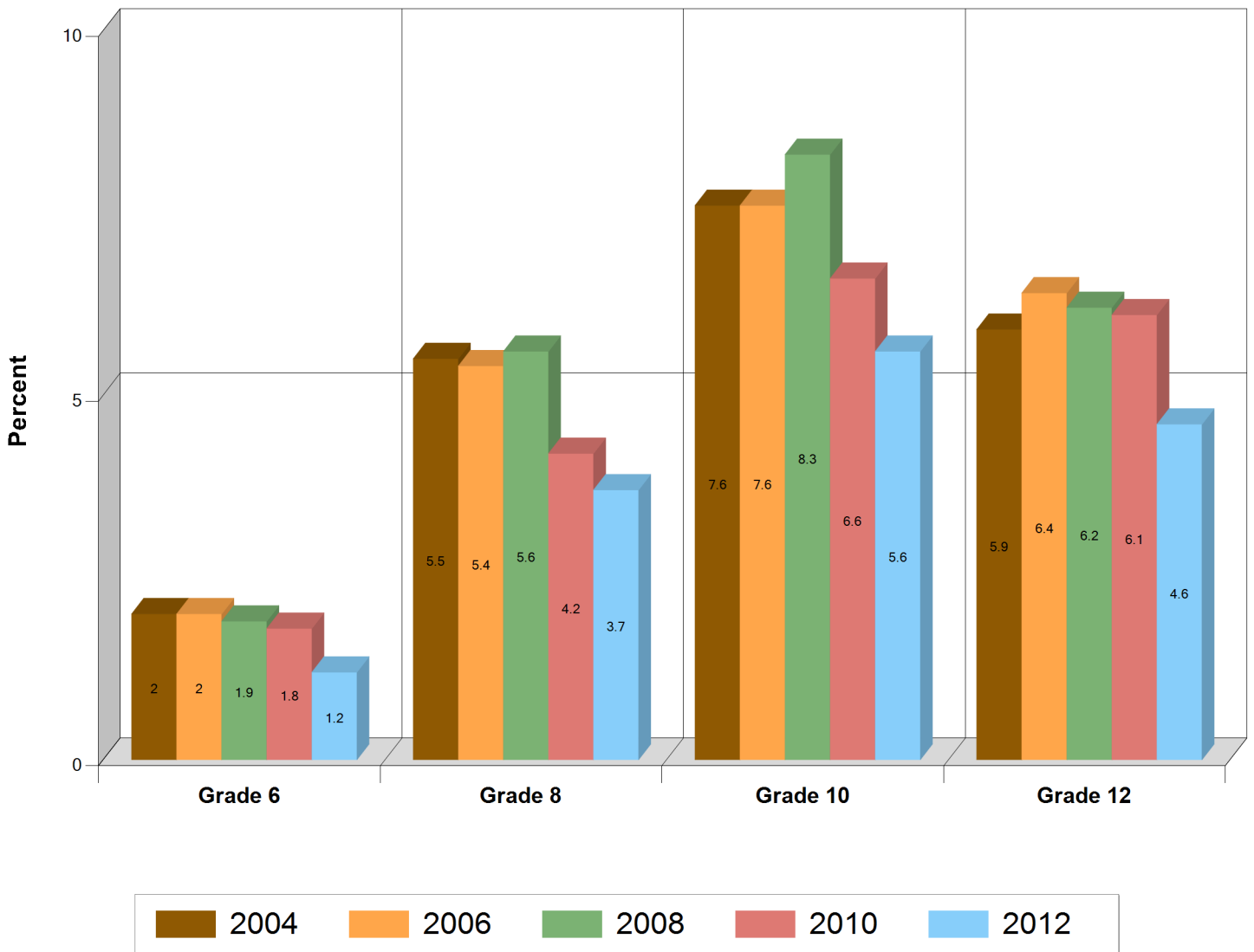
Alcohol/Drug Abuse: Illegal Acts

Kentucky

Question 34f - In the past 12 months, has your drinking and/or drug use caused you to commit illegal acts (theft, breaking and entering, vandalism)?

Percent that answered Yes

Grade	2004	2006	2008	2010	2012
6	2%	2%	1.9%	1.8%	1.2%
8	5.5%	5.4%	5.6%	4.2%	3.7%
10	7.6%	7.6%	8.3%	6.6%	5.6%
12	5.9%	6.4%	6.2%	6.1%	4.6%



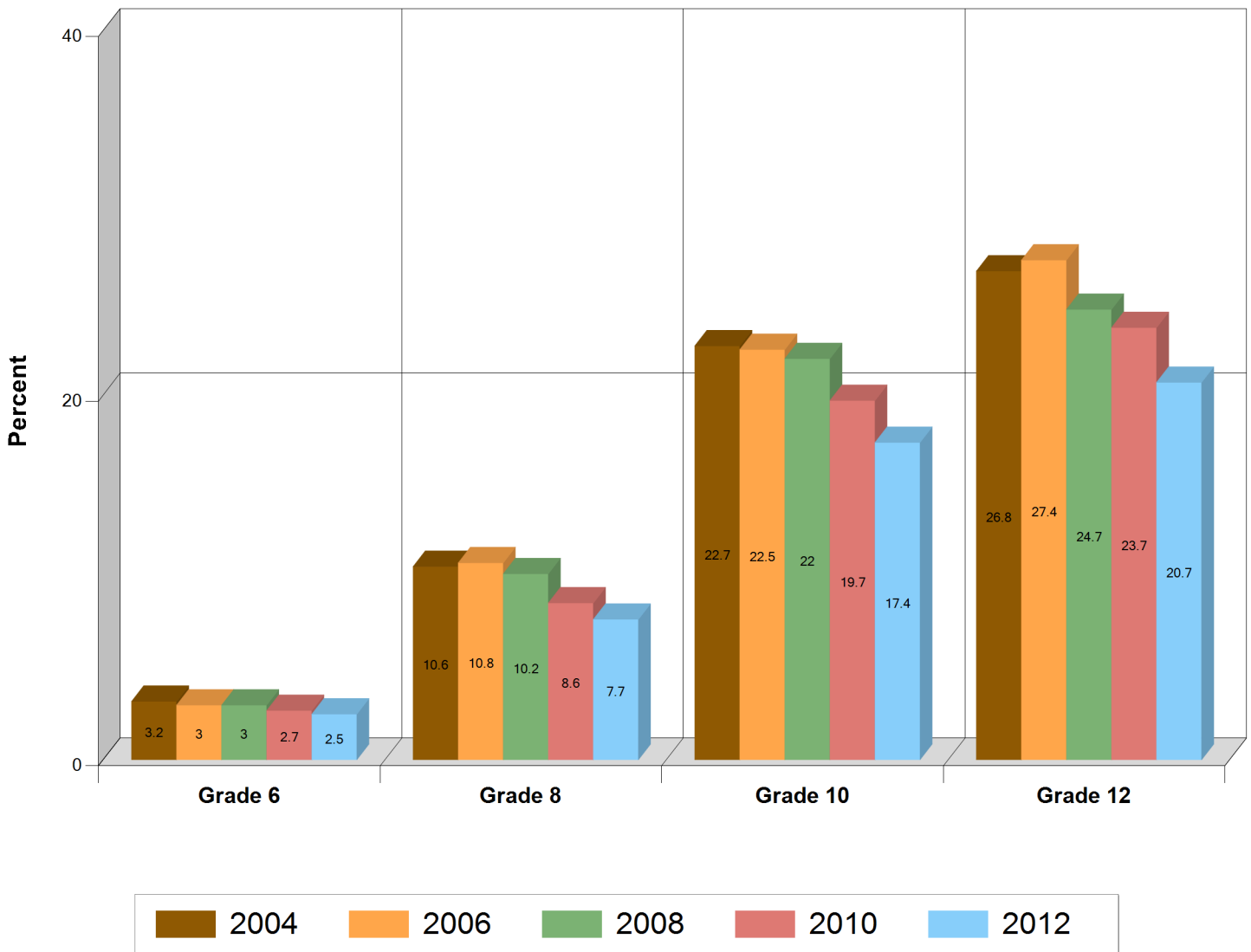
Alcohol/Drug Abuse: Memory Loss

Kentucky

Question 34g - In the past 12 months, has your drinking and/or drug use caused you to not recall what you did?

Percent that answered Yes

Grade	2004	2006	2008	2010	2012
6	3.2%	3%	3%	2.7%	2.5%
8	10.6%	10.8%	10.2%	8.6%	7.7%
10	22.7%	22.5%	22%	19.7%	17.4%
12	26.8%	27.4%	24.7%	23.7%	20.7%



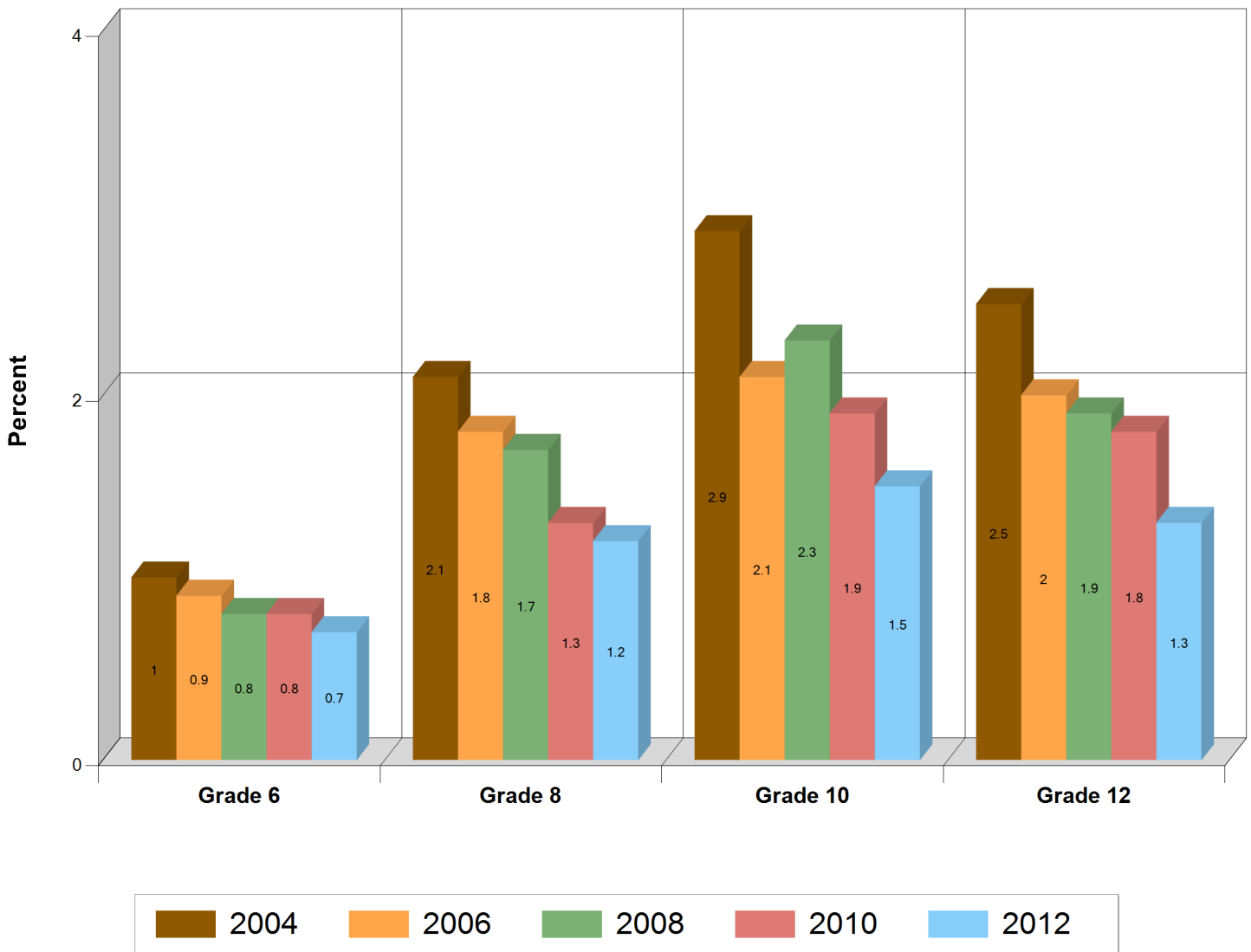
Alcohol/Drug Abuse: Sexual Aggression

Kentucky

Question 34h - In the past 12 months, has your drinking and/or drug use caused you to pressure someone else to do something sexual against his/her will?

Percent that answered Yes

Grade	2004	2006	2008	2010	2012
6	1%	0.9%	0.8%	0.8%	0.7%
8	2.1%	1.8%	1.7%	1.3%	1.2%
10	2.9%	2.1%	2.3%	1.9%	1.5%
12	2.5%	2%	1.9%	1.8%	1.3%



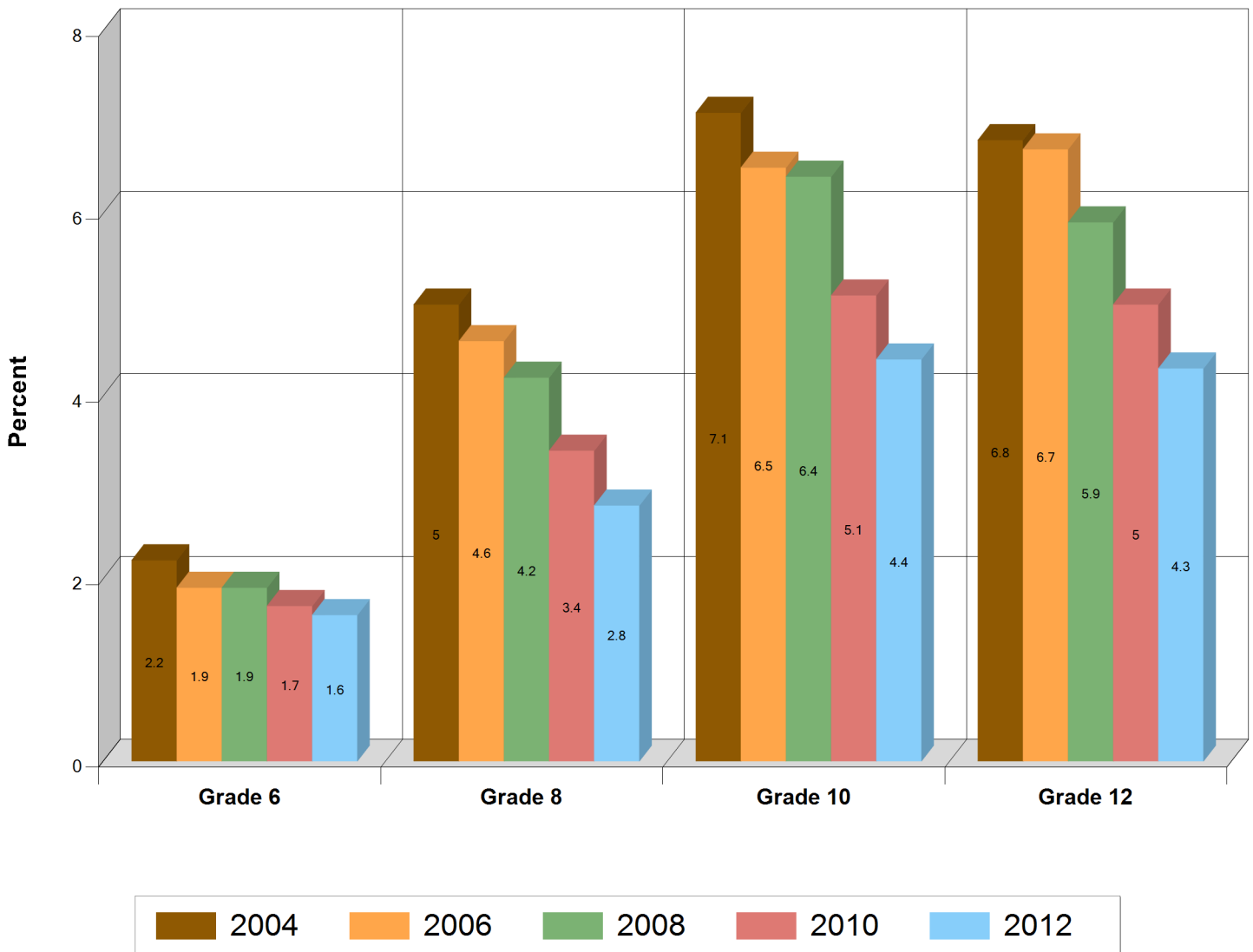
Alcohol/Drug Abuse: Sexual Pressure

Kentucky

Question 34i - In the past 12 months, has your drinking and/or drug use caused you to be pressured by someone else to do something sexual against your will?

Percent that answered Yes

Grade	2004	2006	2008	2010	2012
6	2.2%	1.9%	1.9%	1.7%	1.6%
8	5%	4.6%	4.2%	3.4%	2.8%
10	7.1%	6.5%	6.4%	5.1%	4.4%
12	6.8%	6.7%	5.9%	5%	4.3%



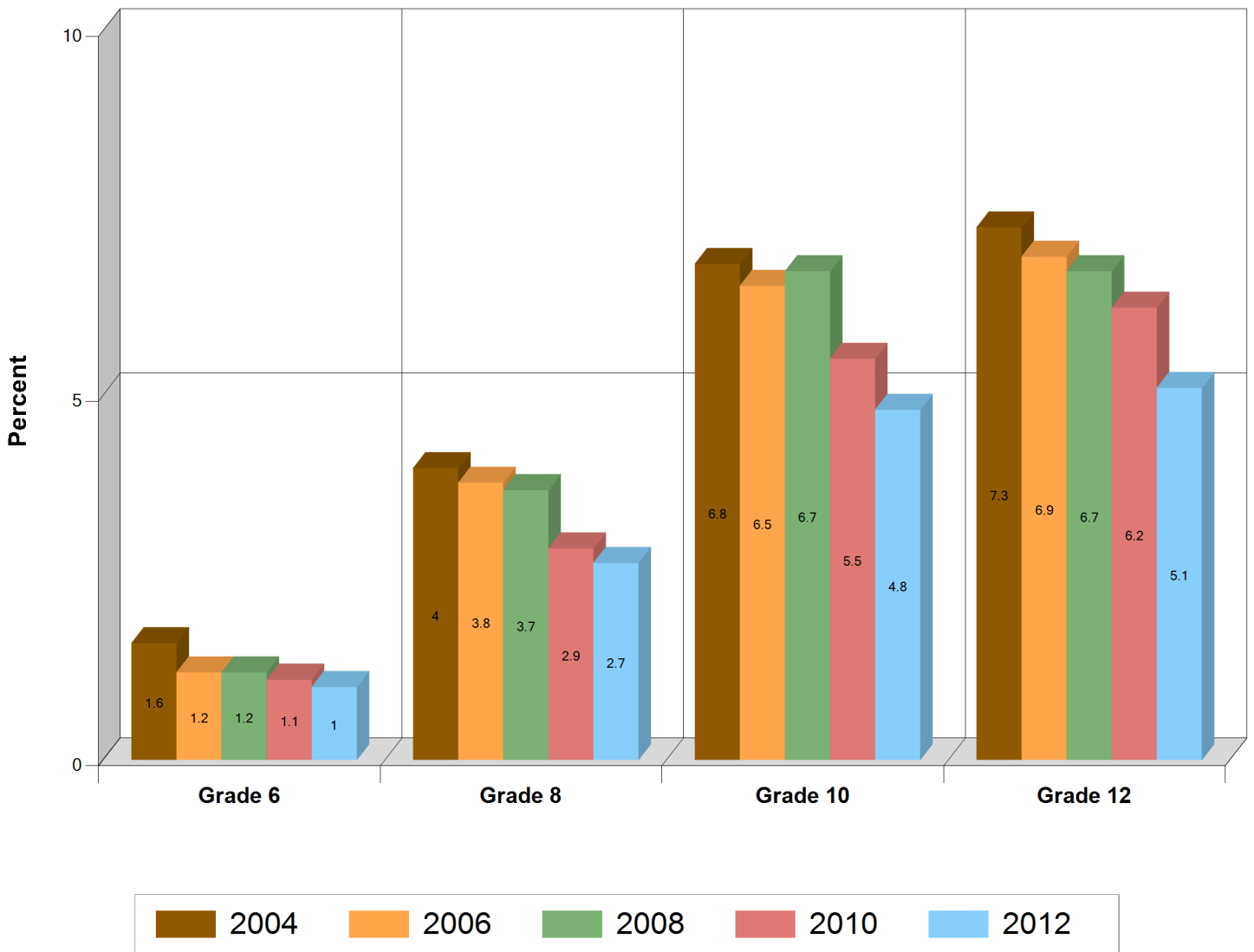
Alcohol/Drug Abuse: Drinking or Drug Problem

Kentucky

Question 34j - In the past 12 months, has your drinking and/or drug use caused you to think you had a drinking or drug problem?

Percent that answered Yes

Grade	2004	2006	2008	2010	2012
6	1.6%	1.2%	1.2%	1.1%	1%
8	4%	3.8%	3.7%	2.9%	2.7%
10	6.8%	6.5%	6.7%	5.5%	4.8%
12	7.3%	6.9%	6.7%	6.2%	5.1%



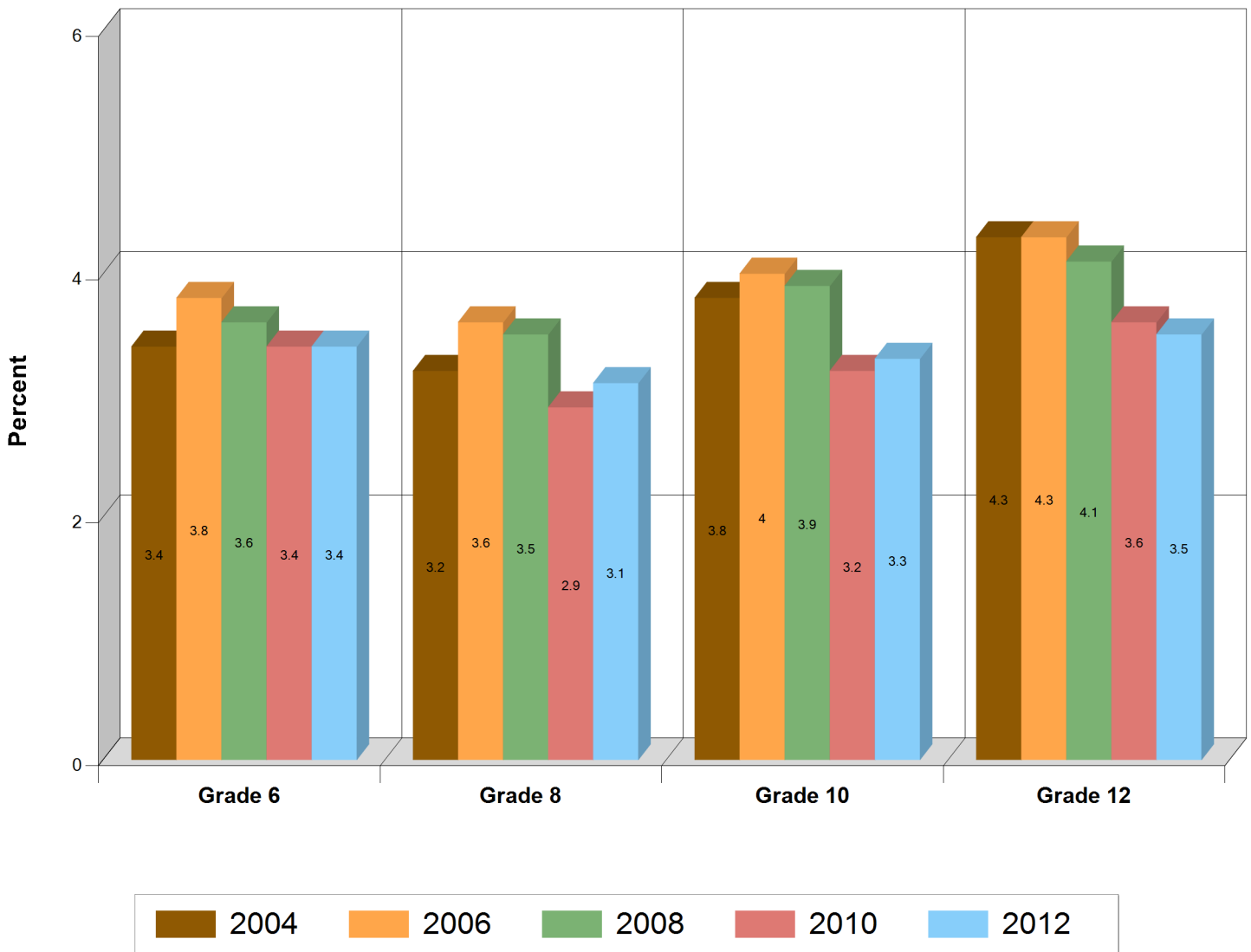
Alcohol/Drug Abuse: Car Accident

Kentucky

Question 34k - In the past 12 months, has your drinking and/or drug use caused you to be involved in a car accident?

Percent that answered Yes

Grade	2004	2006	2008	2010	2012
6	3.4%	3.8%	3.6%	3.4%	3.4%
8	3.2%	3.6%	3.5%	2.9%	3.1%
10	3.8%	4%	3.9%	3.2%	3.3%
12	4.3%	4.3%	4.1%	3.6%	3.5%



Age of Onset Suspension

Kentucky

Question 12e - When (if ever) did you first get suspended from school?

Percent that answered 12 or younger

Grade	2004	2006	2008	2010	2012
6	7.9%	7.7%	6.8%	6.2%	6.8%
8	12.1%	11.6%	11%	9.7%	9.7%
10	9.7%	10.3%	10.6%	9.6%	8.9%
12	6.6%	7.2%	8%	8%	7.4%



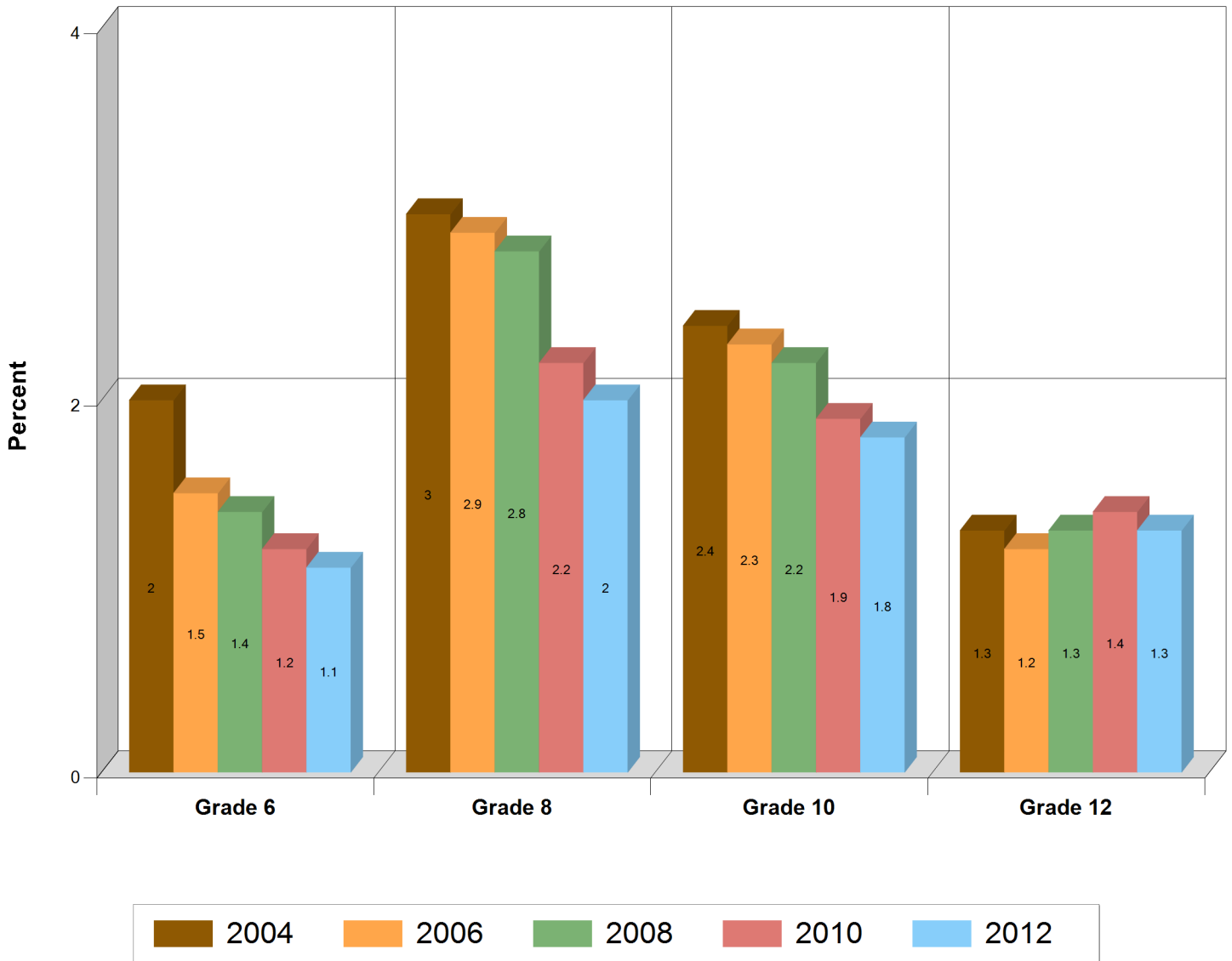
Age of Onset Arrested

Kentucky

Question 12f - When (if ever) did you first get arrested?

Percent that answered 12 or younger

Grade	2004	2006	2008	2010	2012
6	2%	1.5%	1.4%	1.2%	1.1%
8	3%	2.9%	2.8%	2.2%	2%
10	2.4%	2.3%	2.2%	1.9%	1.8%
12	1.3%	1.2%	1.3%	1.4%	1.3%



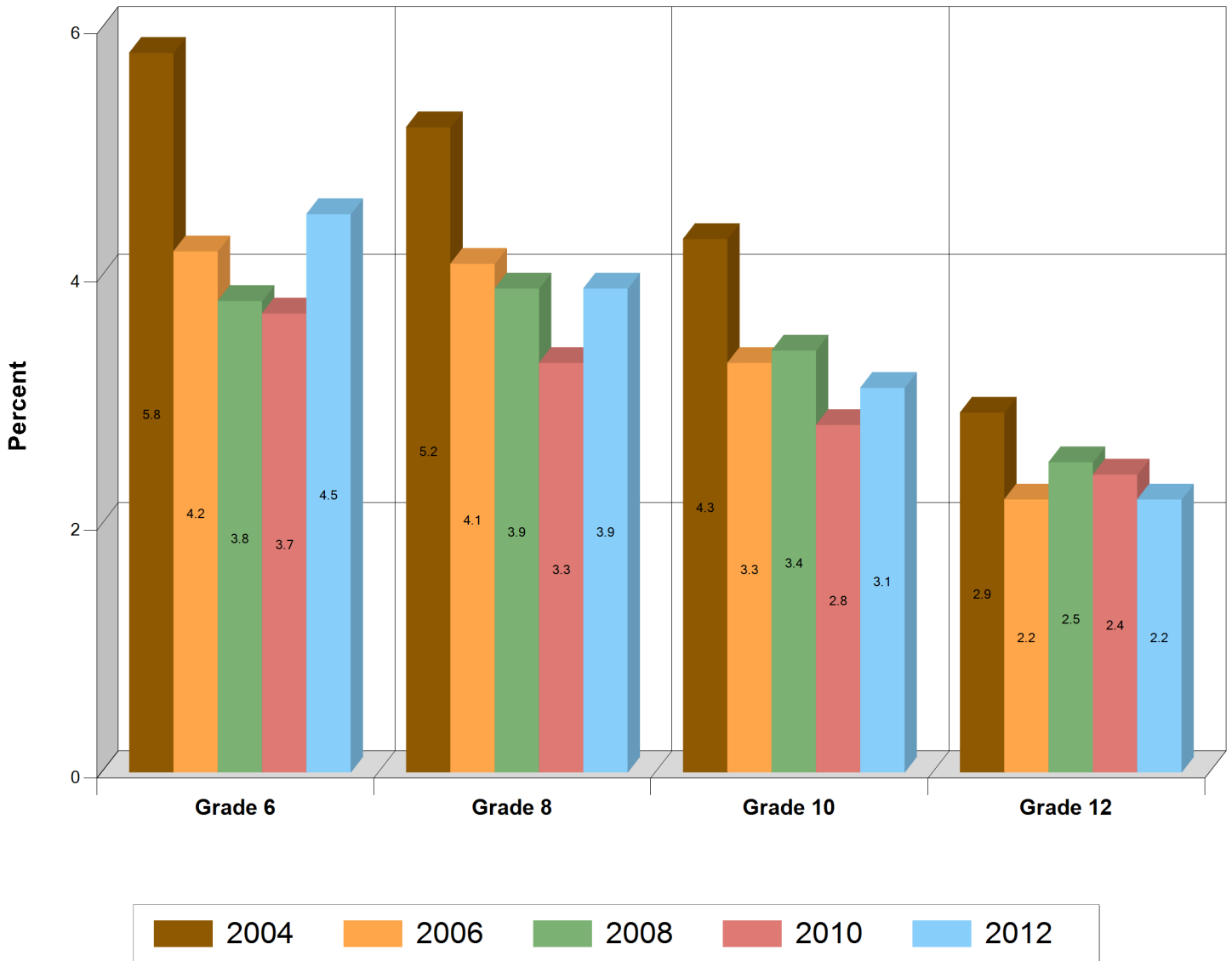
Age of Onset Handgun

Kentucky

Question 12g - When (if ever) did you first carry a handgun?

Percent that answered 12 or younger

Grade	2004	2006	2008	2010	2012
6	5.8%	4.2%	3.8%	3.7%	4.5%
8	5.2%	4.1%	3.9%	3.3%	3.9%
10	4.3%	3.3%	3.4%	2.8%	3.1%
12	2.9%	2.2%	2.5%	2.4%	2.2%



Age of Onset Aggression

Kentucky

Question 12h - When (if ever) did you first attack someone with the idea of seriously hurting them?

Percent that answered 12 or younger

Grade	2004	2006	2008	2010	2012
6	8.6%	8.4%	8.7%	7.8%	7.2%
8	9.4%	9.1%	9%	7.7%	7.7%
10	7.4%	7.4%	7.2%	6.3%	6%
12	5.3%	4.9%	5.1%	4.8%	4.5%



Past Year Risk Behaviors: Suspended

Kentucky

Question 13a - How many times, if any, in the past year (12 months) have you been suspended from sch

Percent that answered at least 1 occasion

Grade	2004	2006	2008	2010	2012
6	6.8%	6.6%	6.2%	5.8%	6.5%
8	11.9%	12.1%	11.9%	10.9%	11.5%
10	11.9%	13.3%	14.3%	12.8%	13.8%
12	8%	9.2%	10.2%	10.5%	12%



Past Year Risk Behaviors: Handgun

Kentucky

Question 13b - How many times, if any, in the past year (12 months) have you carried a handgun?

Percent that answered at least 1 occasion

Grade	2004	2006	2008	2010	2012
6	5.4%	4.3%	4.3%	4.2%	5.7%
8	6.8%	6.2%	6.1%	5.6%	7.2%
10	7.4%	6.7%	7.3%	6.7%	7.8%
12	6.2%	5.9%	6.6%	6.4%	6.8%



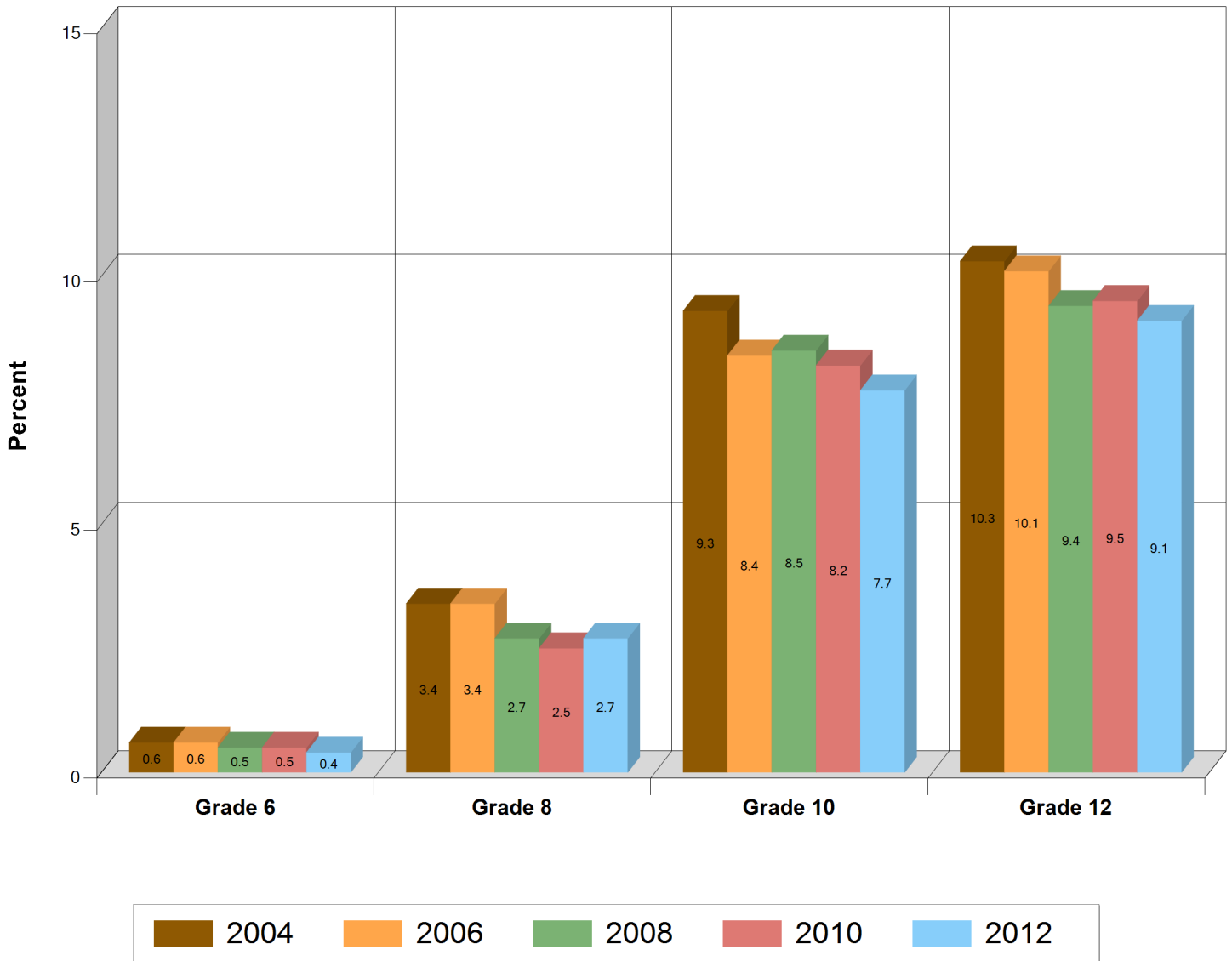
Past Year Risk Behaviors: Drugs

Kentucky

Question 13c - How many times, if any, in the past year (12 months) have you sold illegal drugs?

Percent that answered at least 1 occasion

Grade	2004	2006	2008	2010	2012
6	0.6%	0.6%	0.5%	0.5%	0.4%
8	3.4%	3.4%	2.7%	2.5%	2.7%
10	9.3%	8.4%	8.5%	8.2%	7.7%
12	10.3%	10.1%	9.4%	9.5%	9.1%



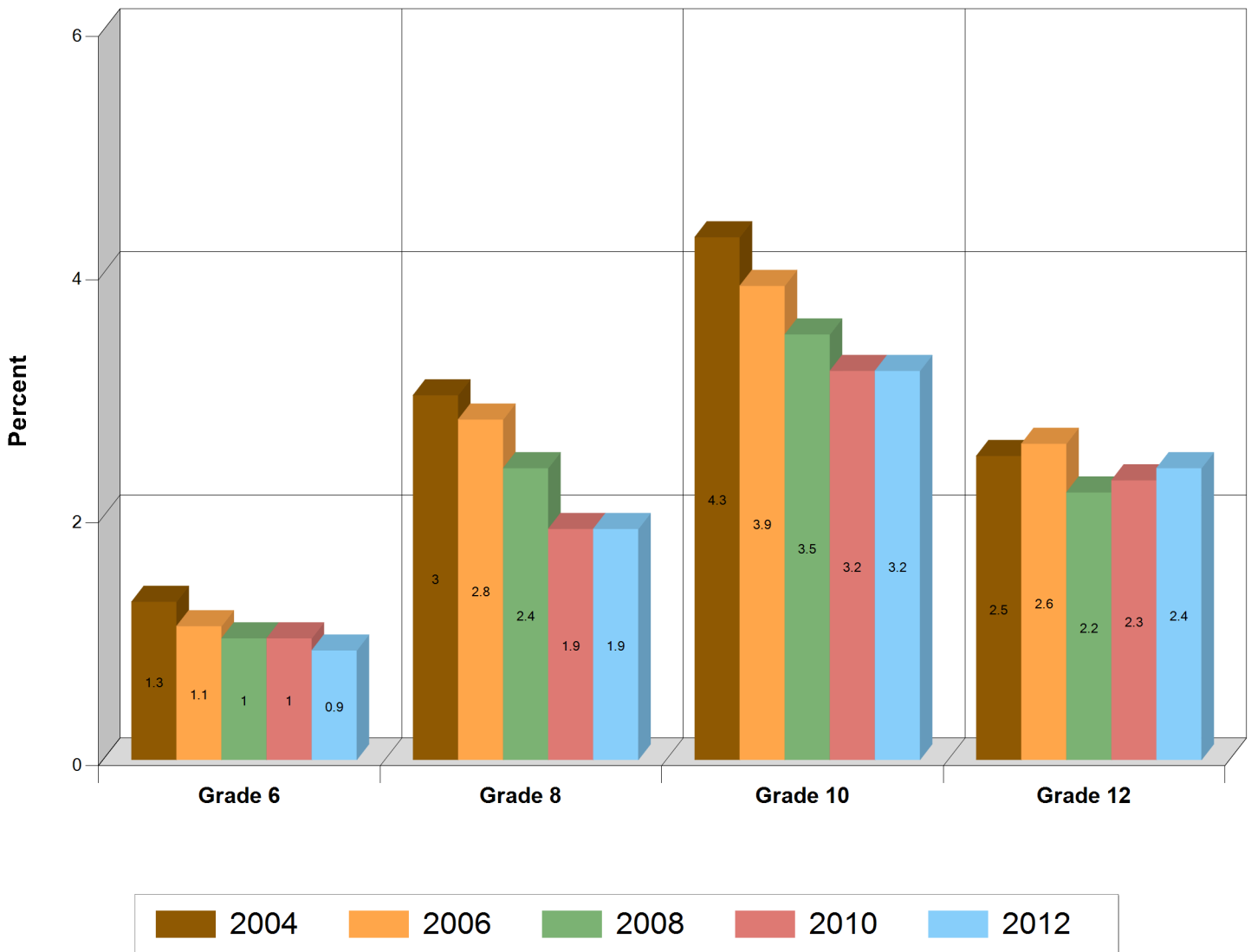
Past Year Risk Behaviors: Car Theft

Kentucky

Question 13d - How many times, if any, in the past year (12 months) have you stolen or tried to steal a motor vehicle?

Percent that answered at least 1 occasion

Grade	2004	2006	2008	2010	2012
6	1.3%	1.1%	1%	1%	0.9%
8	3%	2.8%	2.4%	1.9%	1.9%
10	4.3%	3.9%	3.5%	3.2%	3.2%
12	2.5%	2.6%	2.2%	2.3%	2.4%



Past Year Risk Behaviors: Arrested

Kentucky

Question 13e - How many times, if any, in the past year (12 months) have you been arrested?

Percent that answered at least 1 occasion

Grade	2004	2006	2008	2010	2012
6	1.7%	1.3%	1.3%	1.2%	1.1%
8	4.5%	4.3%	4.2%	3.4%	3.3%
10	6.4%	6.4%	6.4%	5.7%	5.5%
12	5.5%	5.8%	5.6%	5.3%	4.9%



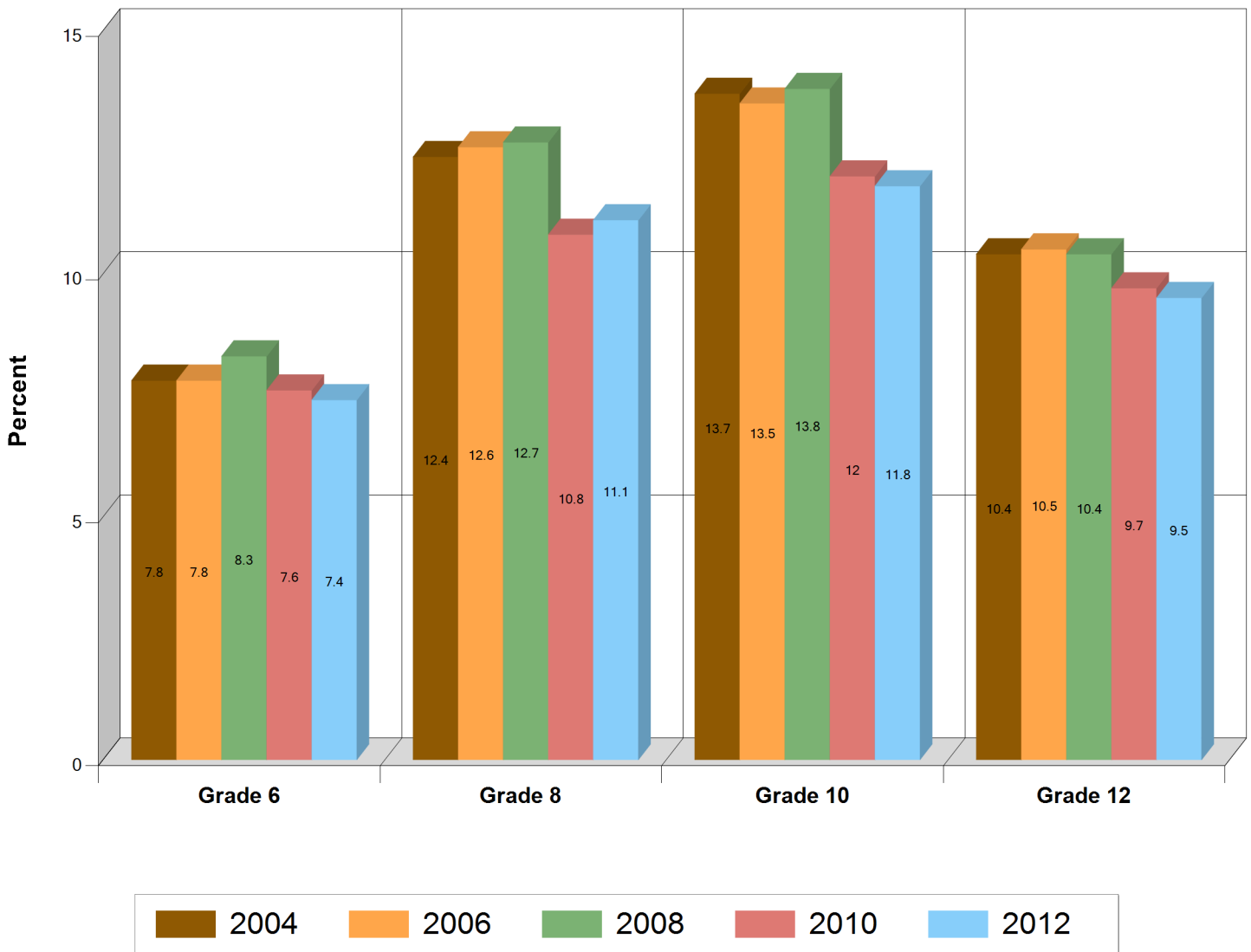
Past Year Risk Behaviors: Aggression

Kentucky

Question 13f - How many times, if any, in the past year (12 months) have you attacked someone with the idea of seriously hurting them?

Percent that answered at least 1 occasion

Grade	2004	2006	2008	2010	2012
6	7.8%	7.8%	8.3%	7.6%	7.4%
8	12.4%	12.6%	12.7%	10.8%	11.1%
10	13.7%	13.5%	13.8%	12%	11.8%
12	10.4%	10.5%	10.4%	9.7%	9.5%



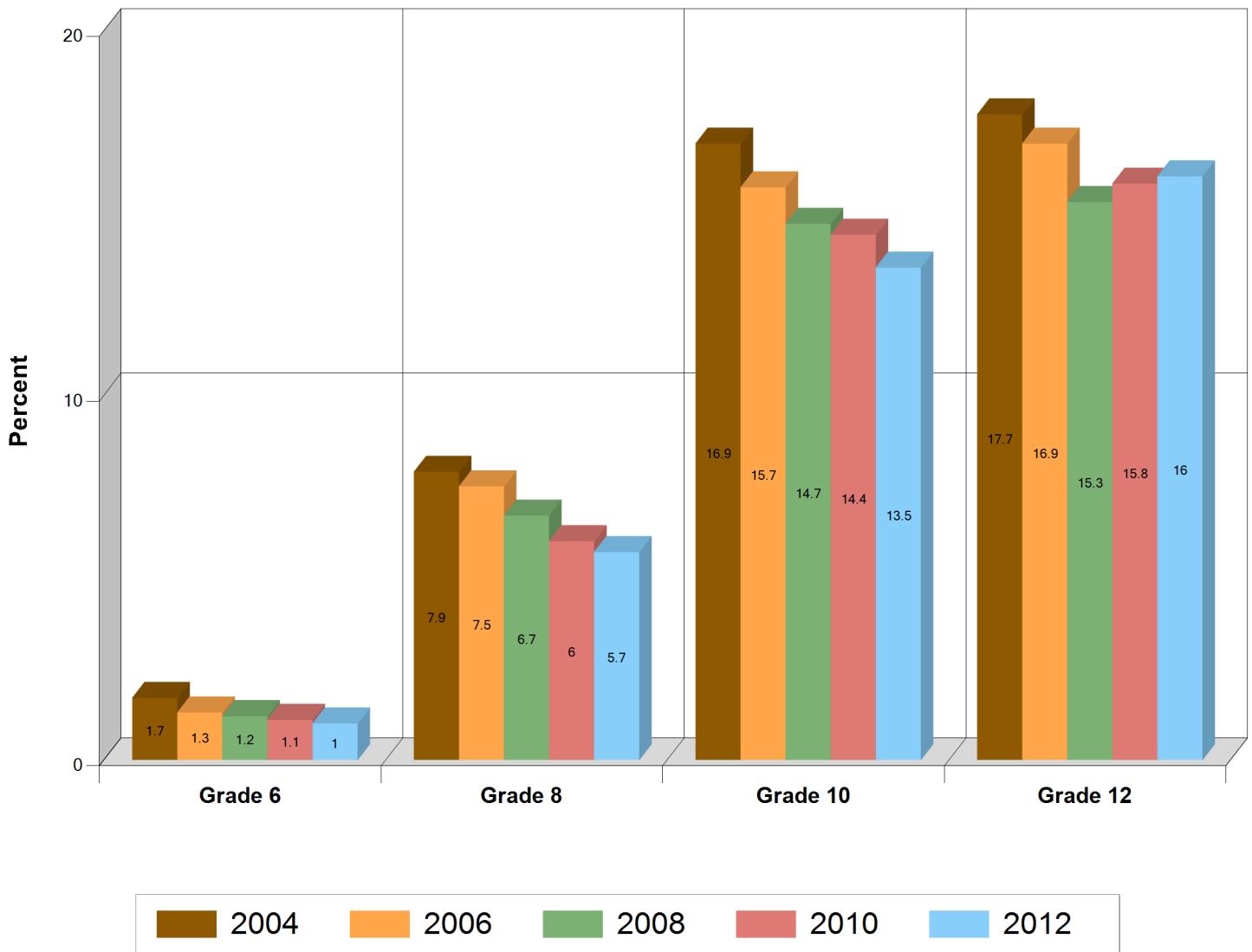
Past Year Risk Behaviors: Drunk or High at School

Kentucky

Question 13g - How many times, if any, in the past year (12 months) have you been drunk or high at school?

Percent that answered at least 1 occasion

Grade	2004	2006	2008	2010	2012
6	1.7%	1.3%	1.2%	1.1%	1%
8	7.9%	7.5%	6.7%	6%	5.7%
10	16.9%	15.7%	14.7%	14.4%	13.5%
12	17.7%	16.9%	15.3%	15.8%	16%



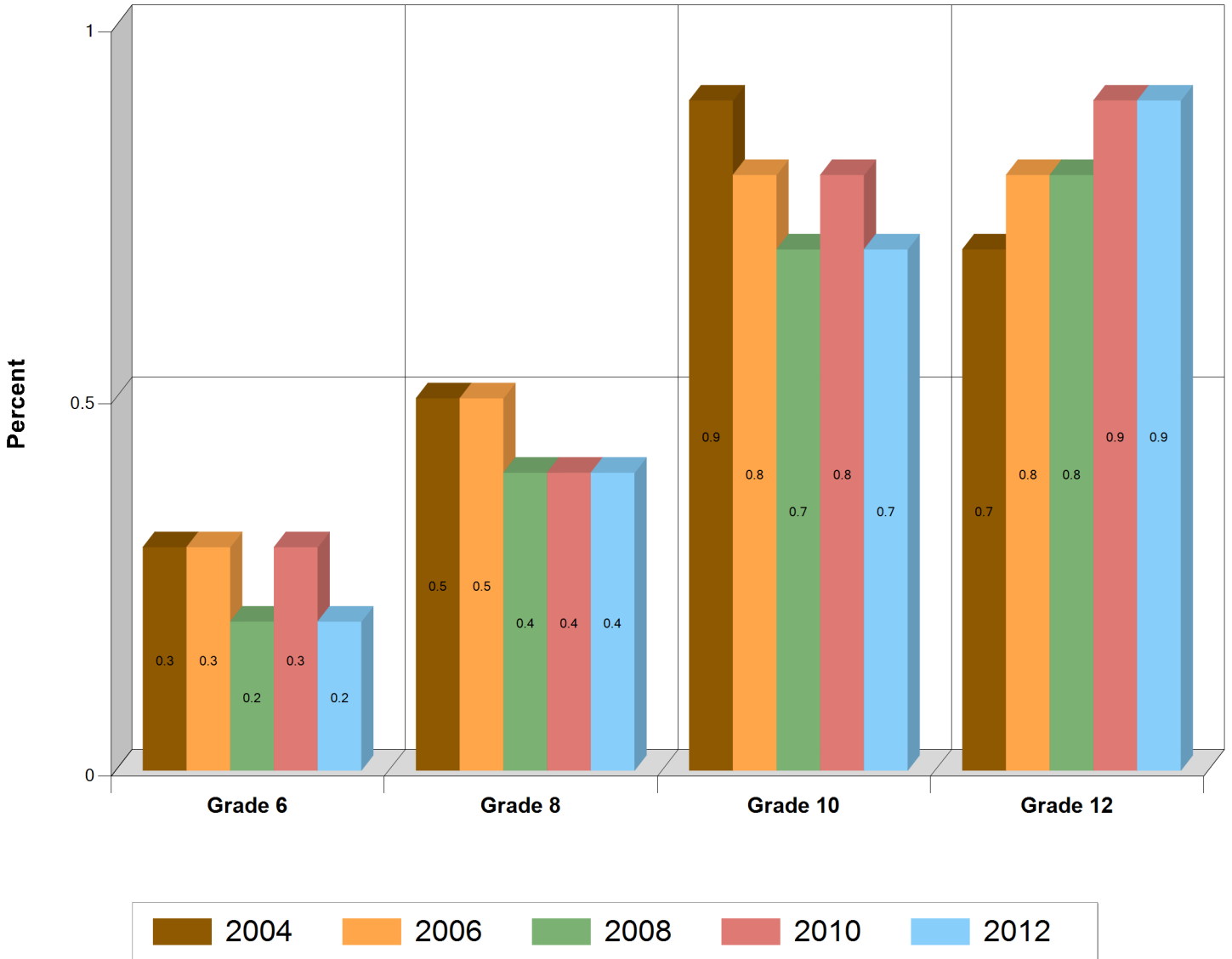
Past Year Risk Behaviors: Handgun

Kentucky

Question 13h - How many times, if any, in the past year (12 months) have you taken a handgun to school?

Percent that answered at least 1 occasion

Grade	2004	2006	2008	2010	2012
6	0.3%	0.3%	0.2%	0.3%	0.2%
8	0.5%	0.5%	0.4%	0.4%	0.4%
10	0.9%	0.8%	0.7%	0.8%	0.7%
12	0.7%	0.8%	0.8%	0.9%	0.9%



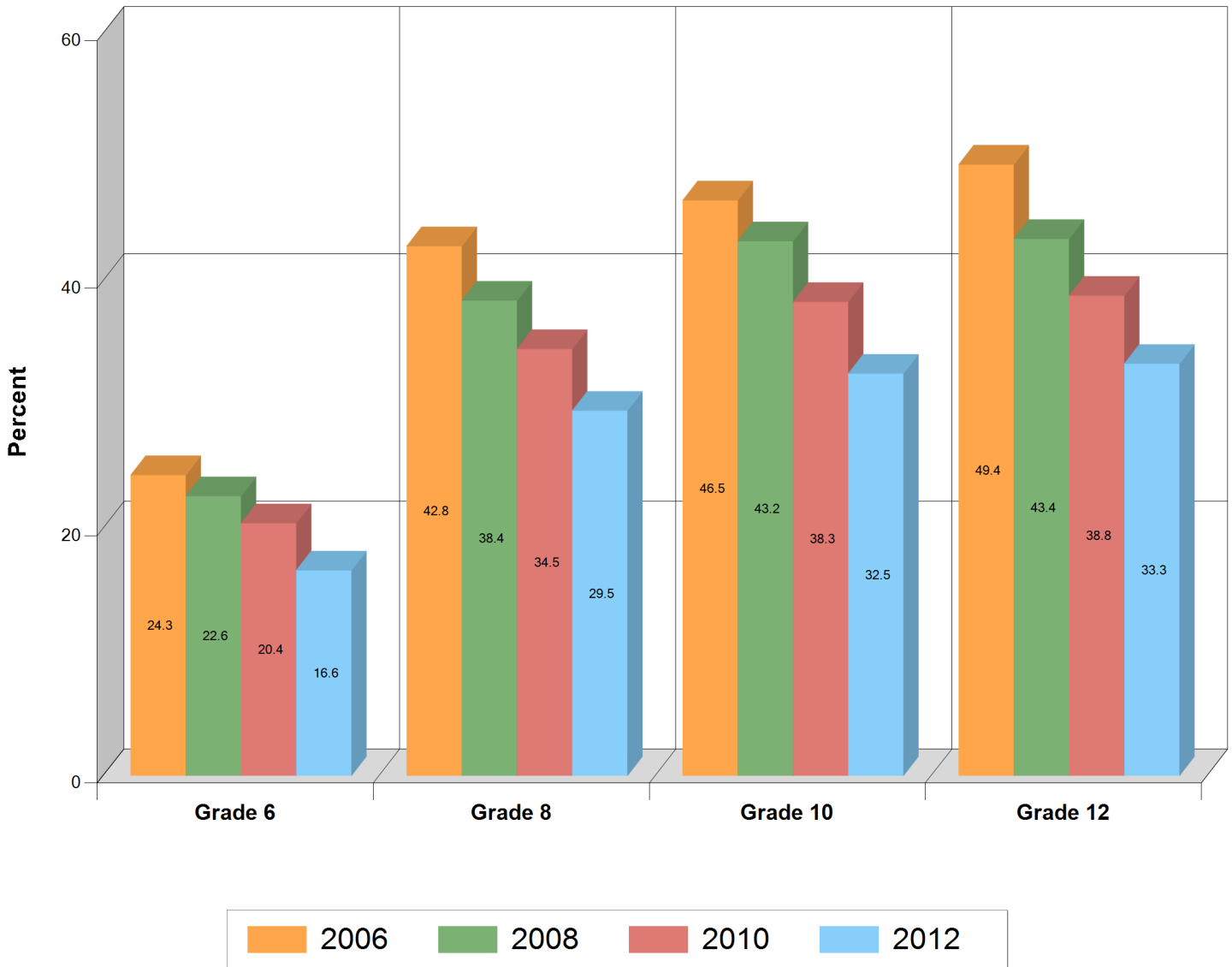
Lifetime Gambling : Frequency

Kentucky

Question 51a - On how many occasions in your lifetime have you gambled (bet) for money or possession

Percent that answered at least 1 occasion

Grade	2006	2008	2010	2012
6	24.3%	22.6%	20.4%	16.6%
8	42.8%	38.4%	34.5%	29.5%
10	46.5%	43.2%	38.3%	32.5%
12	49.4%	43.4%	38.8%	33.3%



Past Year Gambling : Frequency

Kentucky

Question 51b - On how many occasions in the past 12 months have you gambled (bet) for money or possessions?

Percent that answered at least 1 occasion

Grade	2006	2008	2010	2012
6	13.4%	13%	11.3%	9.3%
8	28.7%	24.9%	22.2%	18.9%
10	32.9%	29.2%	26.1%	22.2%
12	35.8%	29.9%	26.6%	22.9%



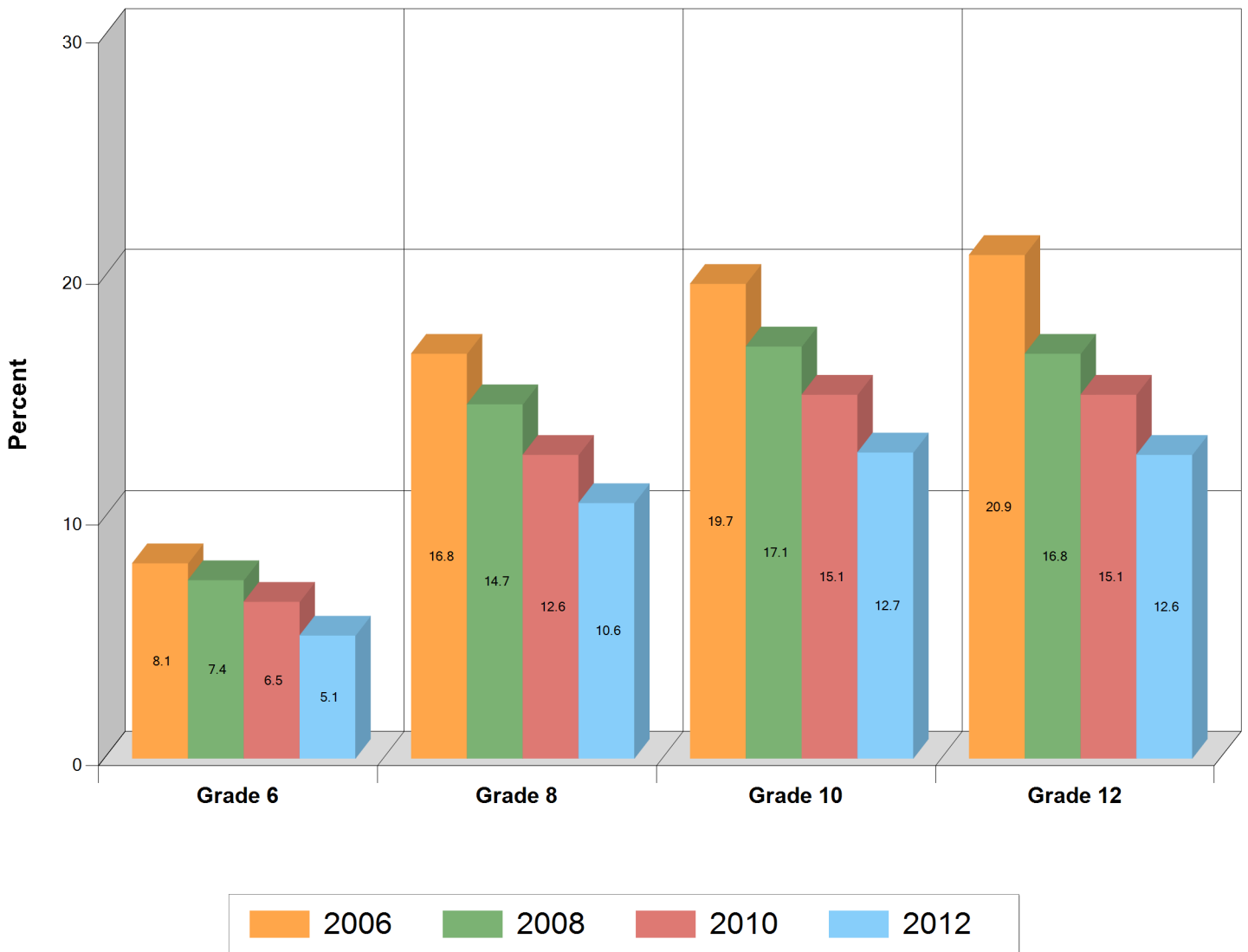
30 Day Gambling : Frequency

Kentucky

Question 51c - On how many occasions in the past 30 days have you gambled (bet) for money or possessions?

Percent that answered at least 1 occasion

Grade	2006	2008	2010	2012
6	8.1%	7.4%	6.5%	5.1%
8	16.8%	14.7%	12.6%	10.6%
10	19.7%	17.1%	15.1%	12.7%
12	20.9%	16.8%	15.1%	12.6%



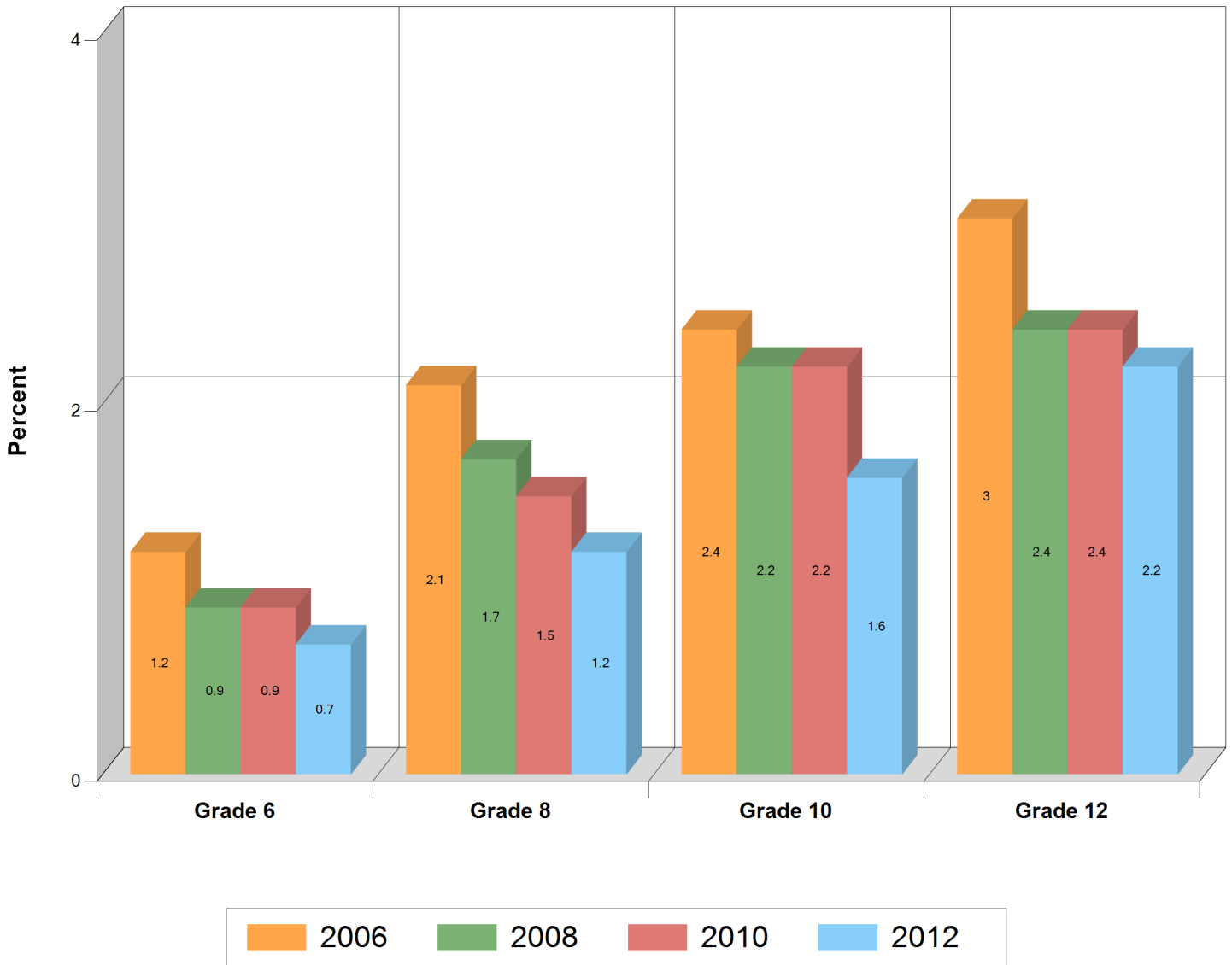
Past Year Gambling : Casino

Kentucky

Question 52a - How often (if ever) during the past twelve months have you gambled at a casino?

Percent that answered at least 1 occasion

Grade	2006	2008	2010	2012
6	1.2%	0.9%	0.9%	0.7%
8	2.1%	1.7%	1.5%	1.2%
10	2.4%	2.2%	2.2%	1.6%
12	3%	2.4%	2.4%	2.2%



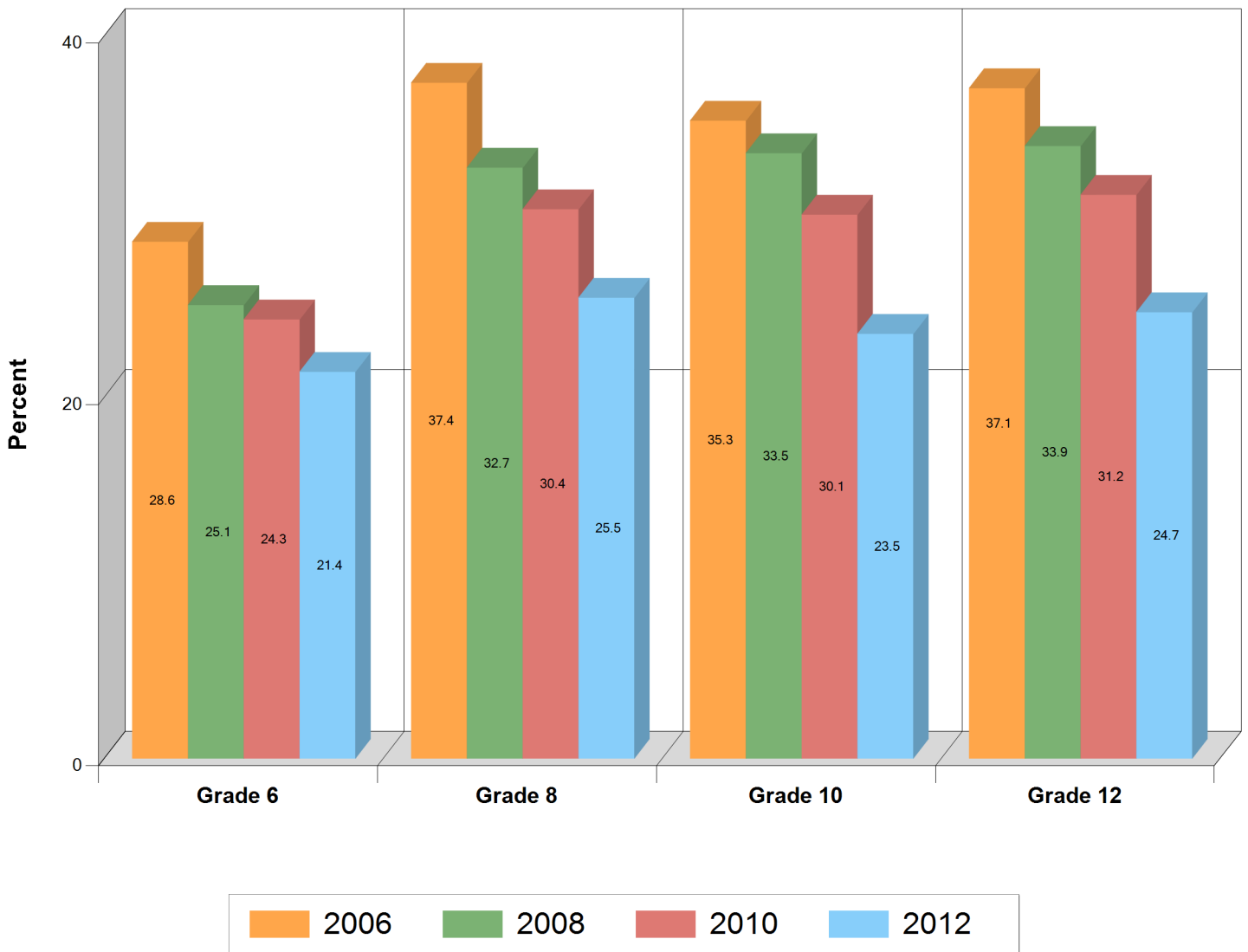
Past Year Gambling : Lottery

Kentucky

Question 52b - How often (if ever) during the past twelve months have you played the lottery or scratch off tickets?

Percent that answered at least 1 occasion

Grade	2006	2008	2010	2012
6	28.6%	25.1%	24.3%	21.4%
8	37.4%	32.7%	30.4%	25.5%
10	35.3%	33.5%	30.1%	23.5%
12	37.1%	33.9%	31.2%	24.7%



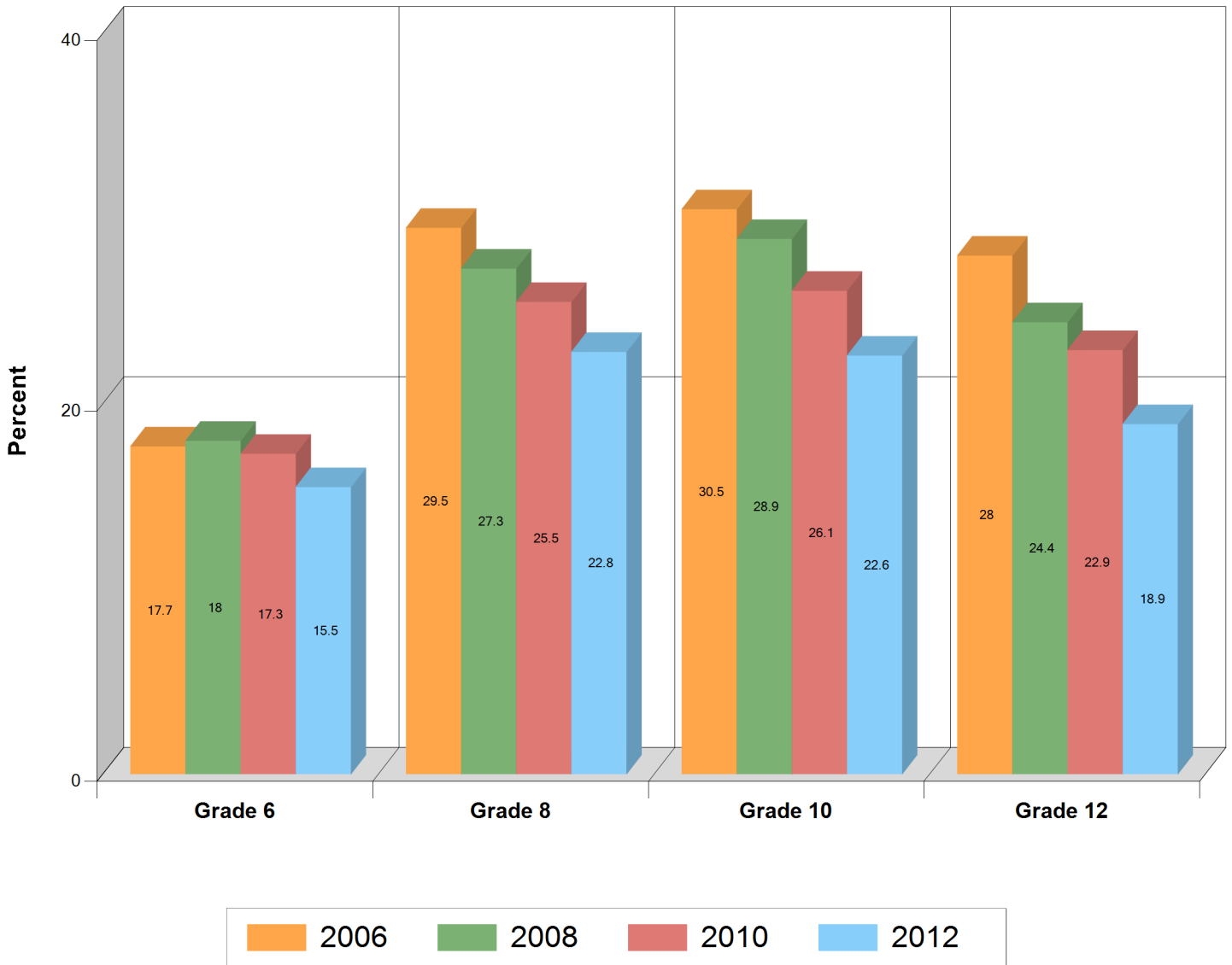
Past Year Gambling : Team Sports

Kentucky

Question 52c - How often (if ever) during the past twelve months have you bet on team sports?

Percent that answered at least 1 occasion

Grade	2006	2008	2010	2012
6	17.7%	18%	17.3%	15.5%
8	29.5%	27.3%	25.5%	22.8%
10	30.5%	28.9%	26.1%	22.6%
12	28%	24.4%	22.9%	18.9%



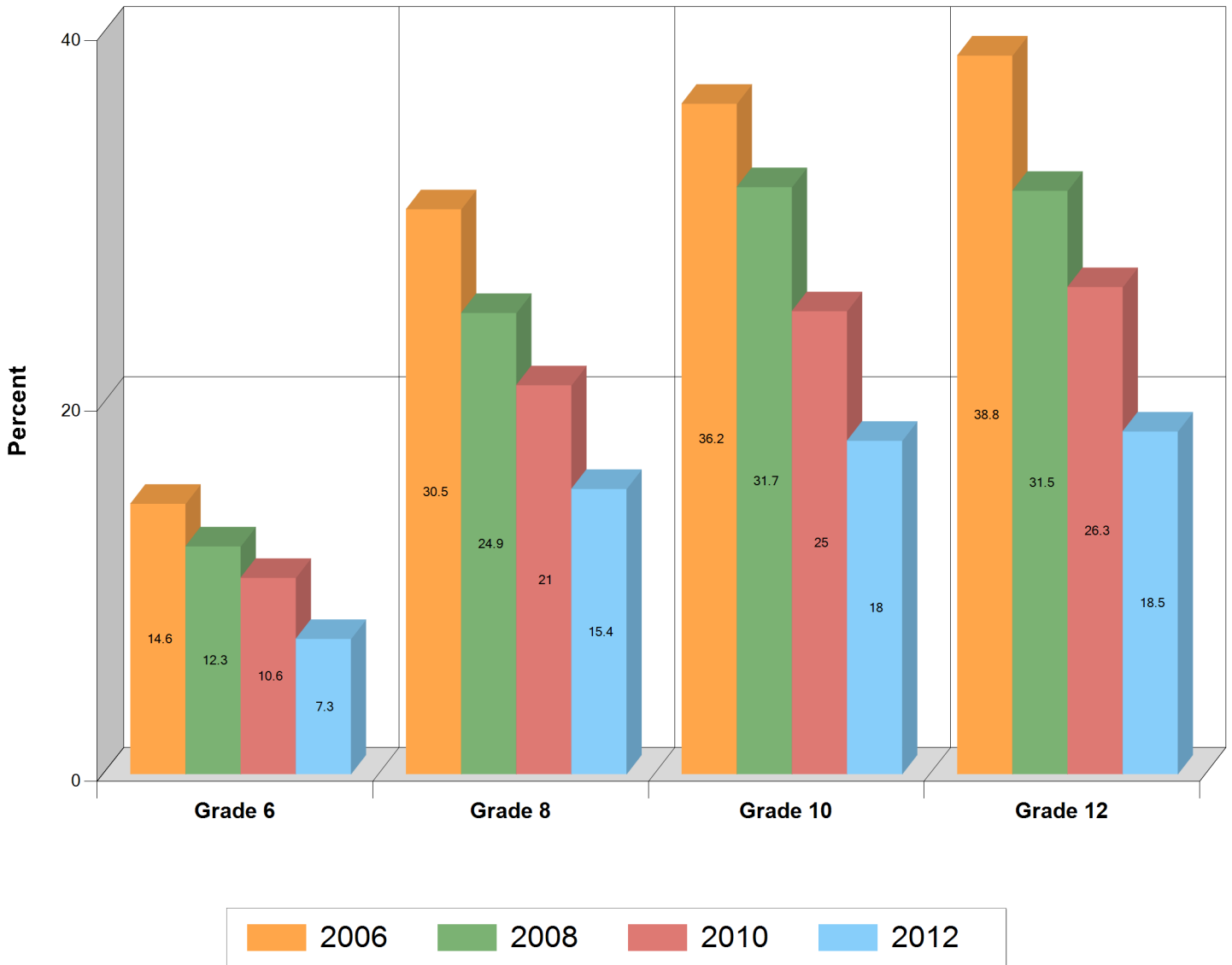
Past Year Gambling : Cards

Kentucky

Question 52d - How often (if ever) during the past twelve months have you played cards for money?

Percent that answered at least 1 occasion

Grade	2006	2008	2010	2012
6	14.6%	12.3%	10.6%	7.3%
8	30.5%	24.9%	21%	15.4%
10	36.2%	31.7%	25%	18%
12	38.8%	31.5%	26.3%	18.5%



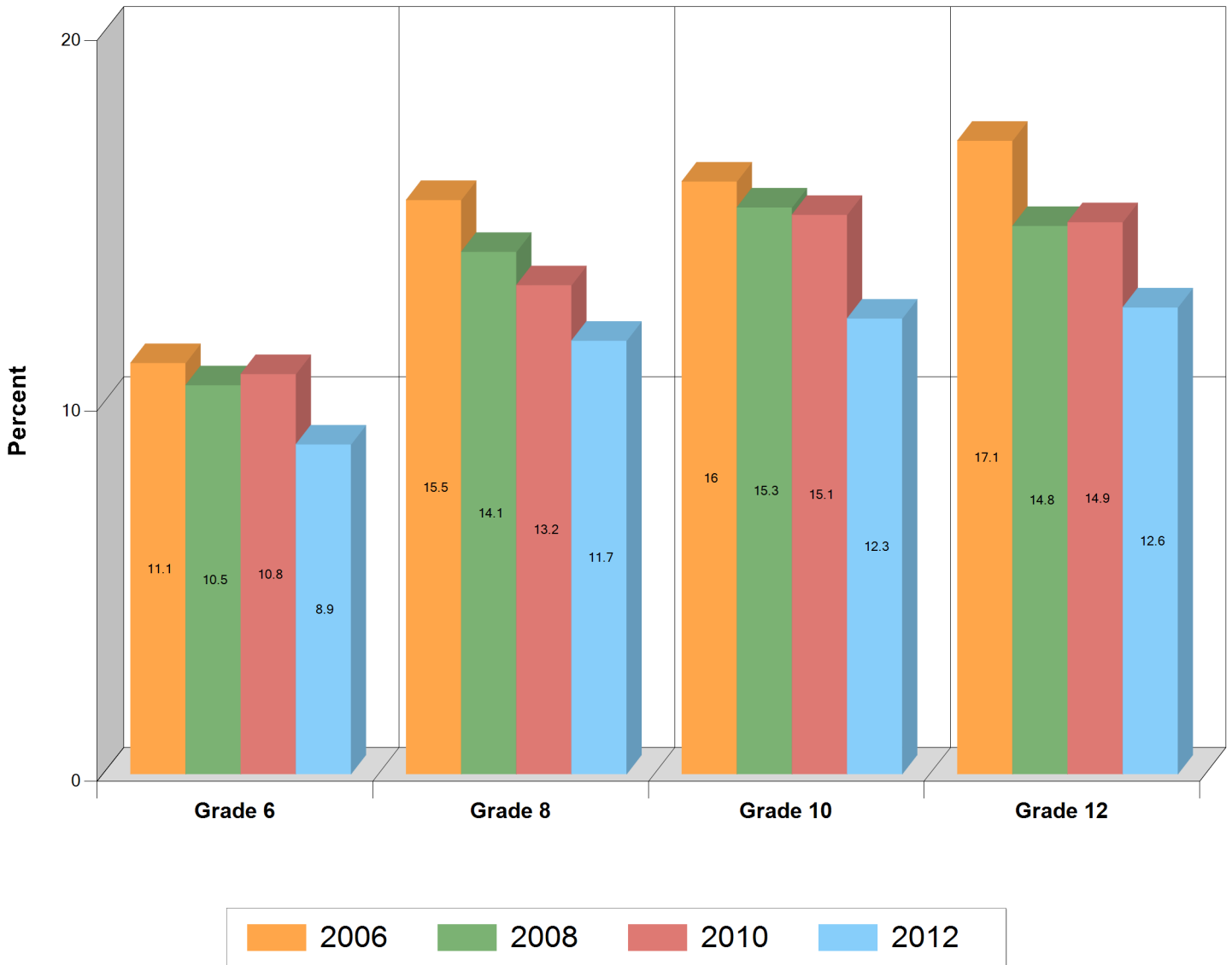
Past Year Gambling : Horse Racing

Kentucky

Question 52e - How often (if ever) during the past twelve months have you bet money on horse races?

Percent that answered at least 1 occasion

Grade	2006	2008	2010	2012
6	11.1%	10.5%	10.8%	8.9%
8	15.5%	14.1%	13.2%	11.7%
10	16%	15.3%	15.1%	12.3%
12	17.1%	14.8%	14.9%	12.6%



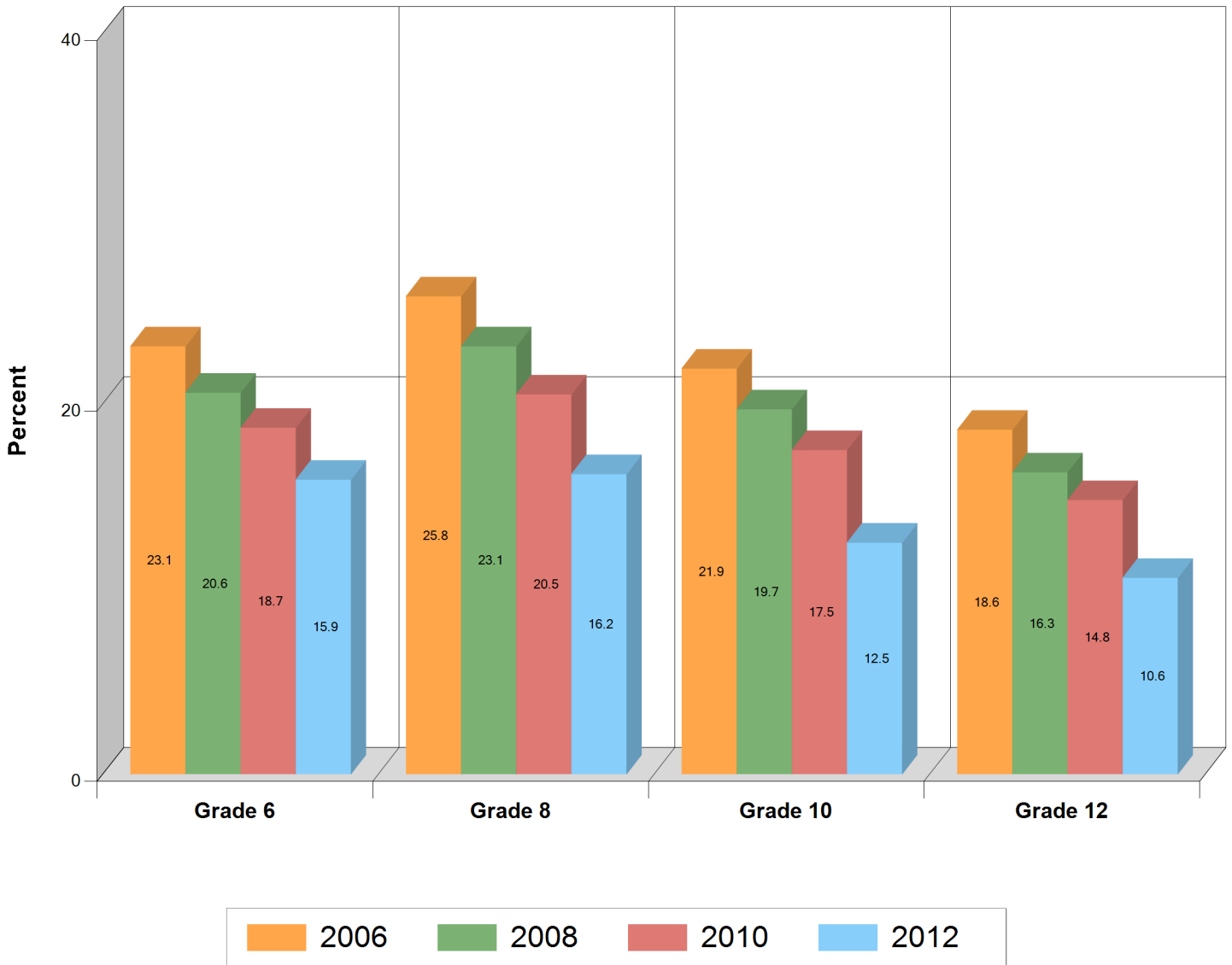
Past Year Gambling : Bingo

Kentucky

Question 52f - How often (if ever) during the past twelve months have you played bingo for money or priz

Percent that answered at least 1 occasion

Grade	2006	2008	2010	2012
6	23.1%	20.6%	18.7%	15.9%
8	25.8%	23.1%	20.5%	16.2%
10	21.9%	19.7%	17.5%	12.5%
12	18.6%	16.3%	14.8%	10.6%



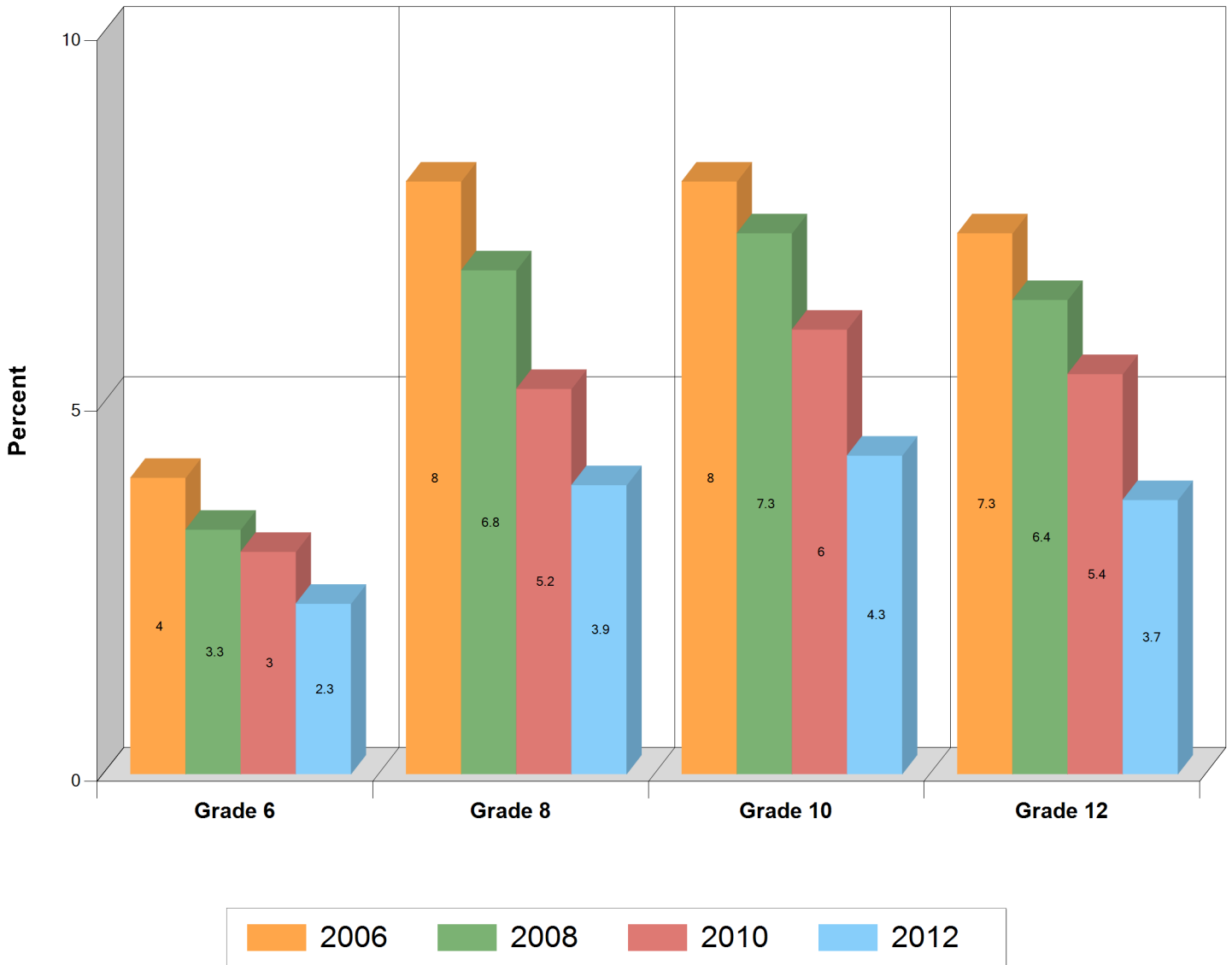
Past Year Gambling : Internet

Kentucky

Question 52g - How often (if ever) during the past twelve months have you gambled on the internet?

Percent that answered at least 1 occasion

Grade	2006	2008	2010	2012
6	4%	3.3%	3%	2.3%
8	8%	6.8%	5.2%	3.9%
10	8%	7.3%	6%	4.3%
12	7.3%	6.4%	5.4%	3.7%



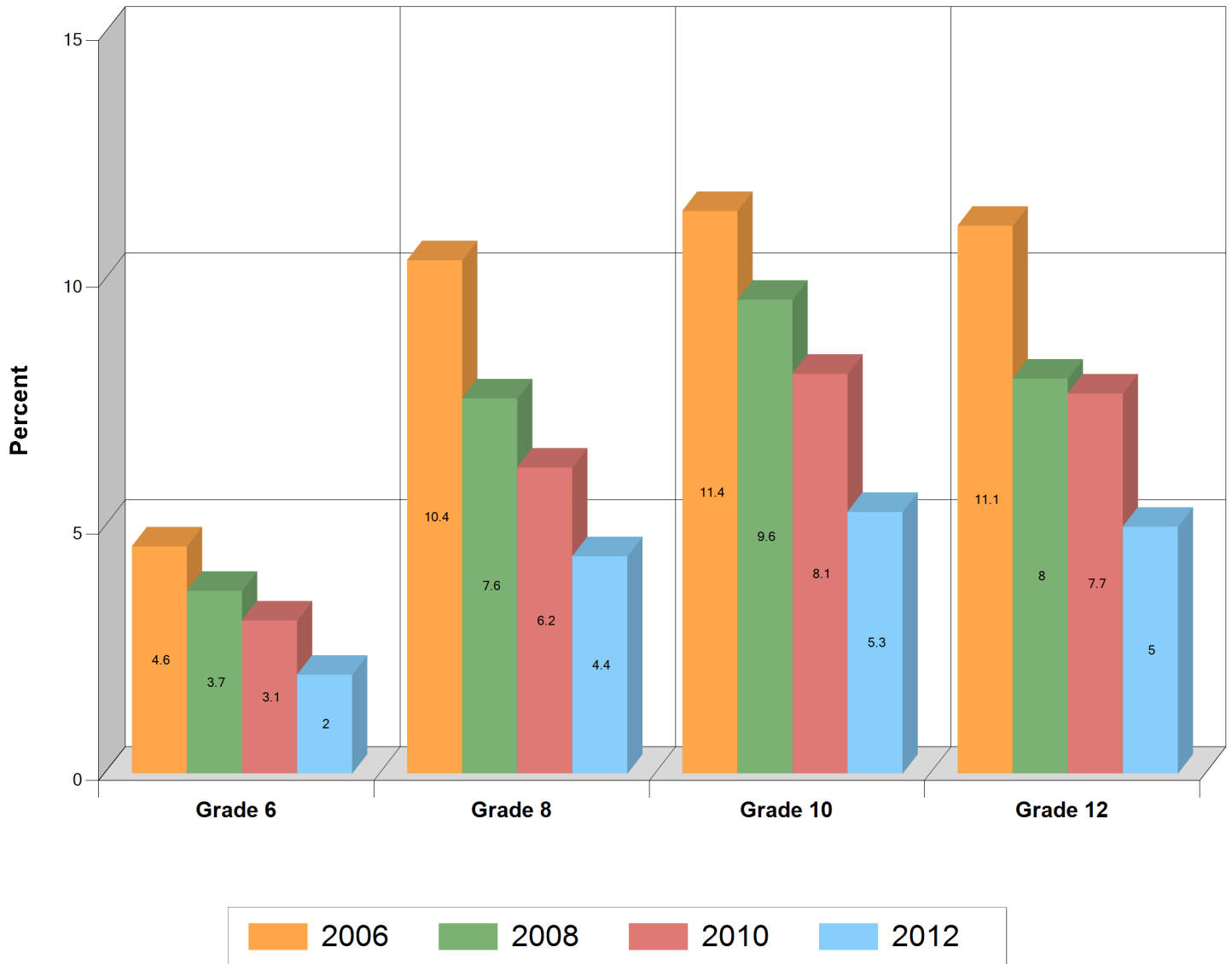
Past Year Gambling : Dice

Kentucky

Question 52h - How often (if ever) during the past twelve months have you bet on dice games such as cra

Percent that answered at least 1 occasion

Grade	2006	2008	2010	2012
6	4.6%	3.7%	3.1%	2%
8	10.4%	7.6%	6.2%	4.4%
10	11.4%	9.6%	8.1%	5.3%
12	11.1%	8%	7.7%	5%



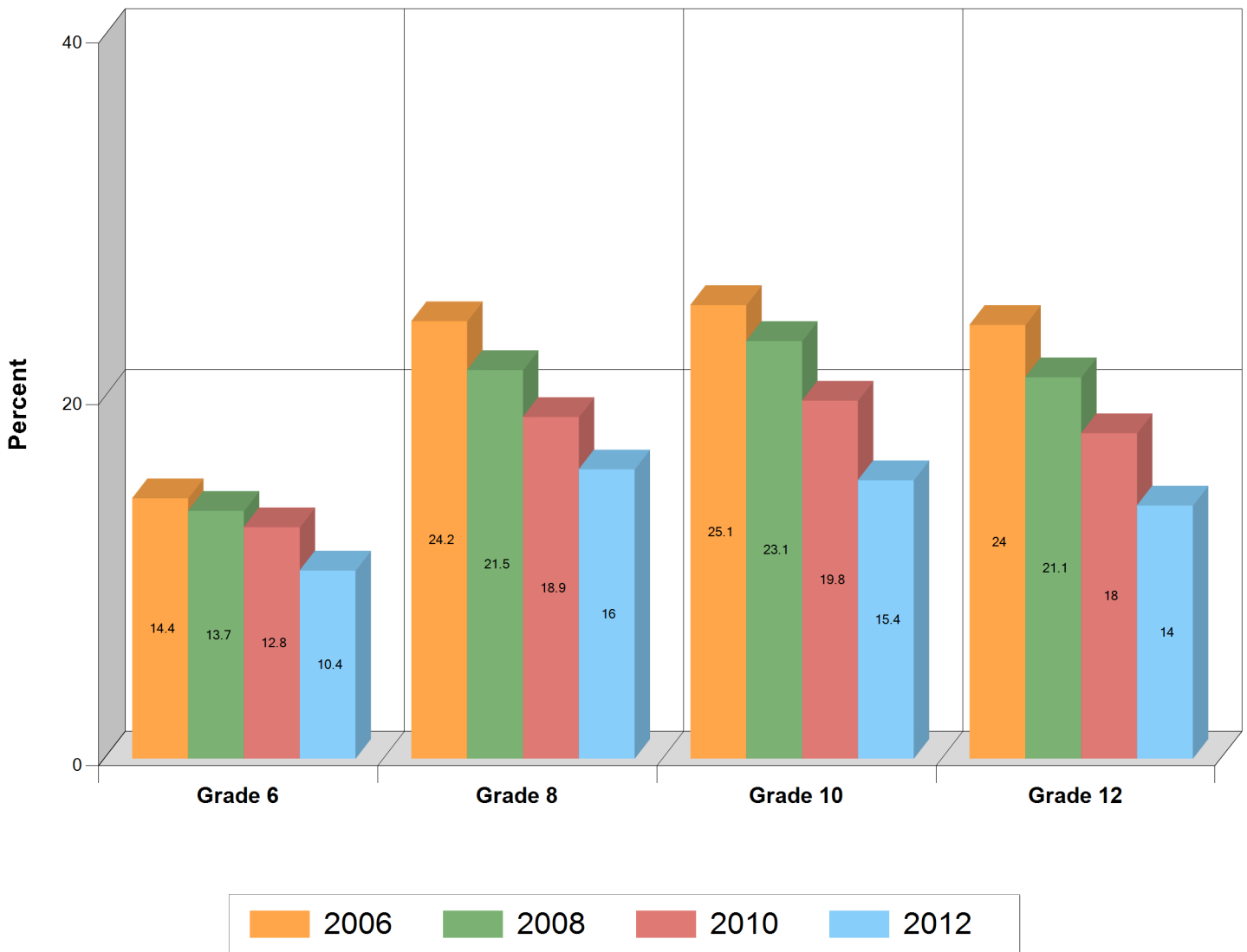
Past Year Gambling : Games

Kentucky

Question 52i - How often (if ever) during the past twelve months have you bet on games of personal skill such as pool, darts, or bowling?

Percent that answered at least 1 occasion

Grade	2006	2008	2010	2012
6	14.4%	13.7%	12.8%	10.4%
8	24.2%	21.5%	18.9%	16%
10	25.1%	23.1%	19.8%	15.4%
12	24%	21.1%	18%	14%



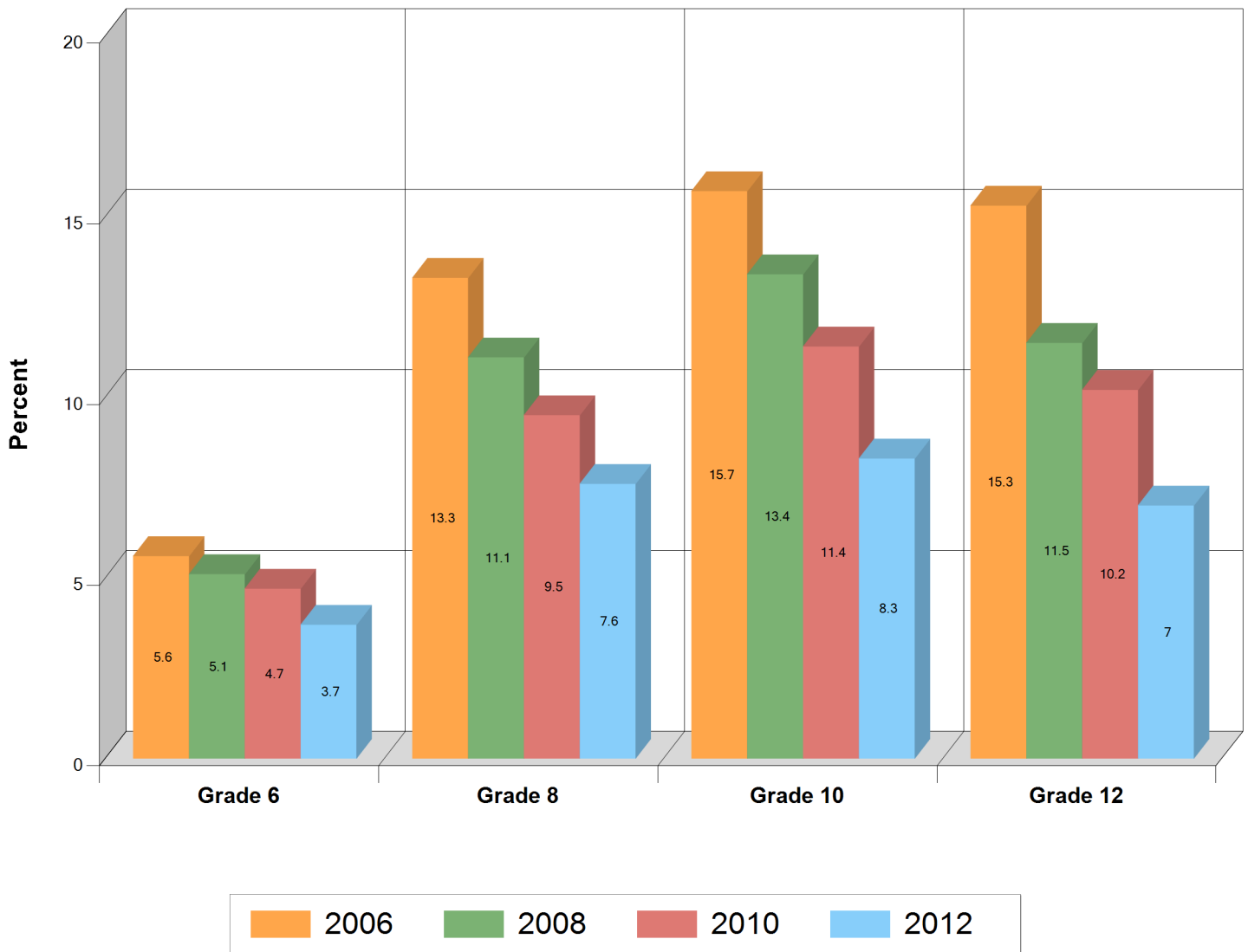
Past Year Gambling : Community Events

Kentucky

Question 52j - How often (if ever) during the past twelve months have you gambled at school, church, or community events?

Percent that answered at least 1 occasion

Grade	2006	2008	2010	2012
6	5.6%	5.1%	4.7%	3.7%
8	13.3%	11.1%	9.5%	7.6%
10	15.7%	13.4%	11.4%	8.3%
12	15.3%	11.5%	10.2%	7%



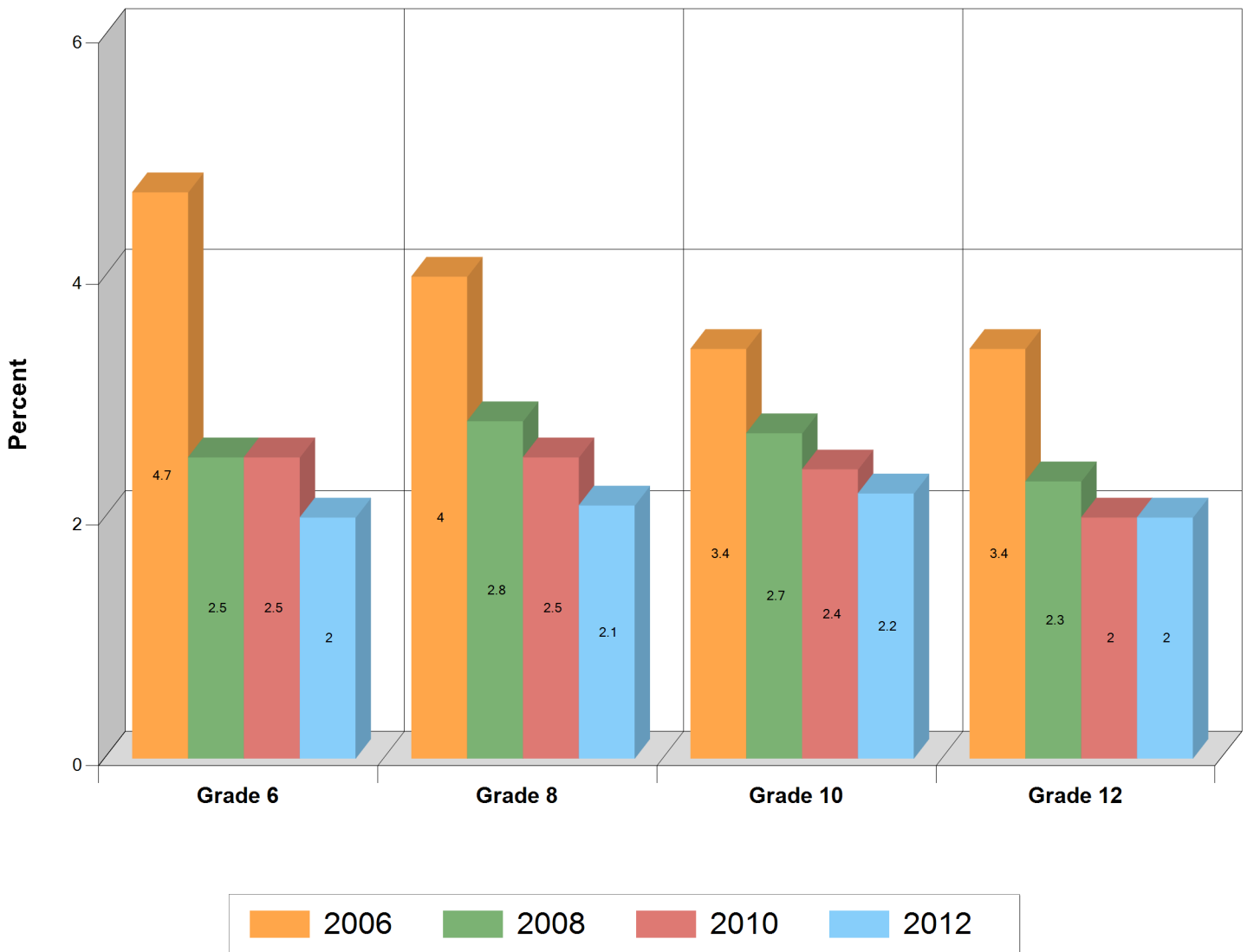
Gambling : Financial Problems

Kentucky

Question 53 - Has the money or time you spent on gambling led to financial problems or problems in your family, work, school, or personal life?

Percent that answered Yes

Grade	2006	2008	2010	2012
6	4.7%	2.5%	2.5%	2%
8	4%	2.8%	2.5%	2.1%
10	3.4%	2.7%	2.4%	2.2%
12	3.4%	2.3%	2%	2%



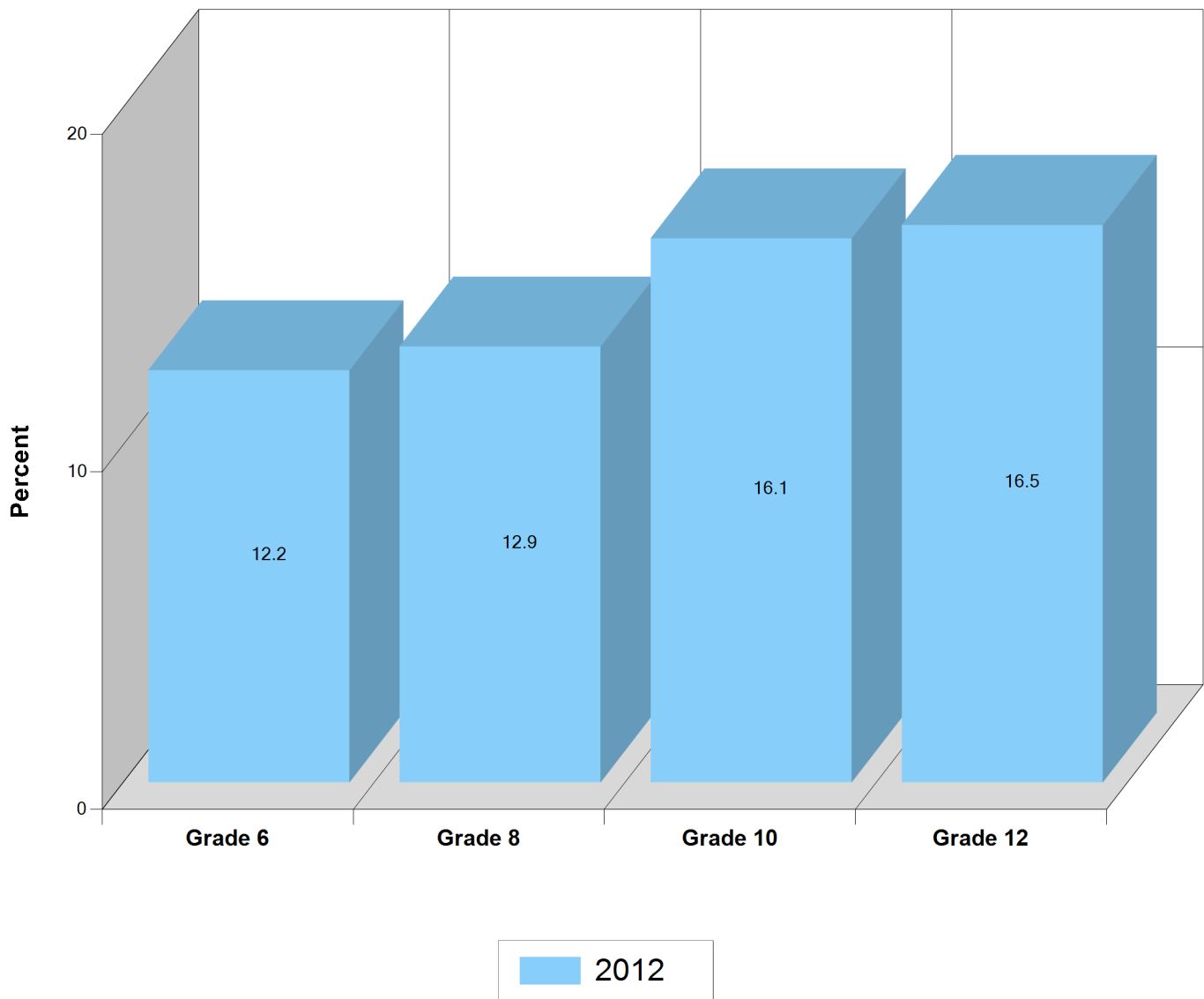
How Often Did You Feel : Nervous

Kentucky

Question 54a - During the past 30 days, about how often did you feel nervous?

Percent that answered 'Most of the time' or 'All of the time'

Grade	2012
6	12.2%
8	12.9%
10	16.1%
12	16.5%



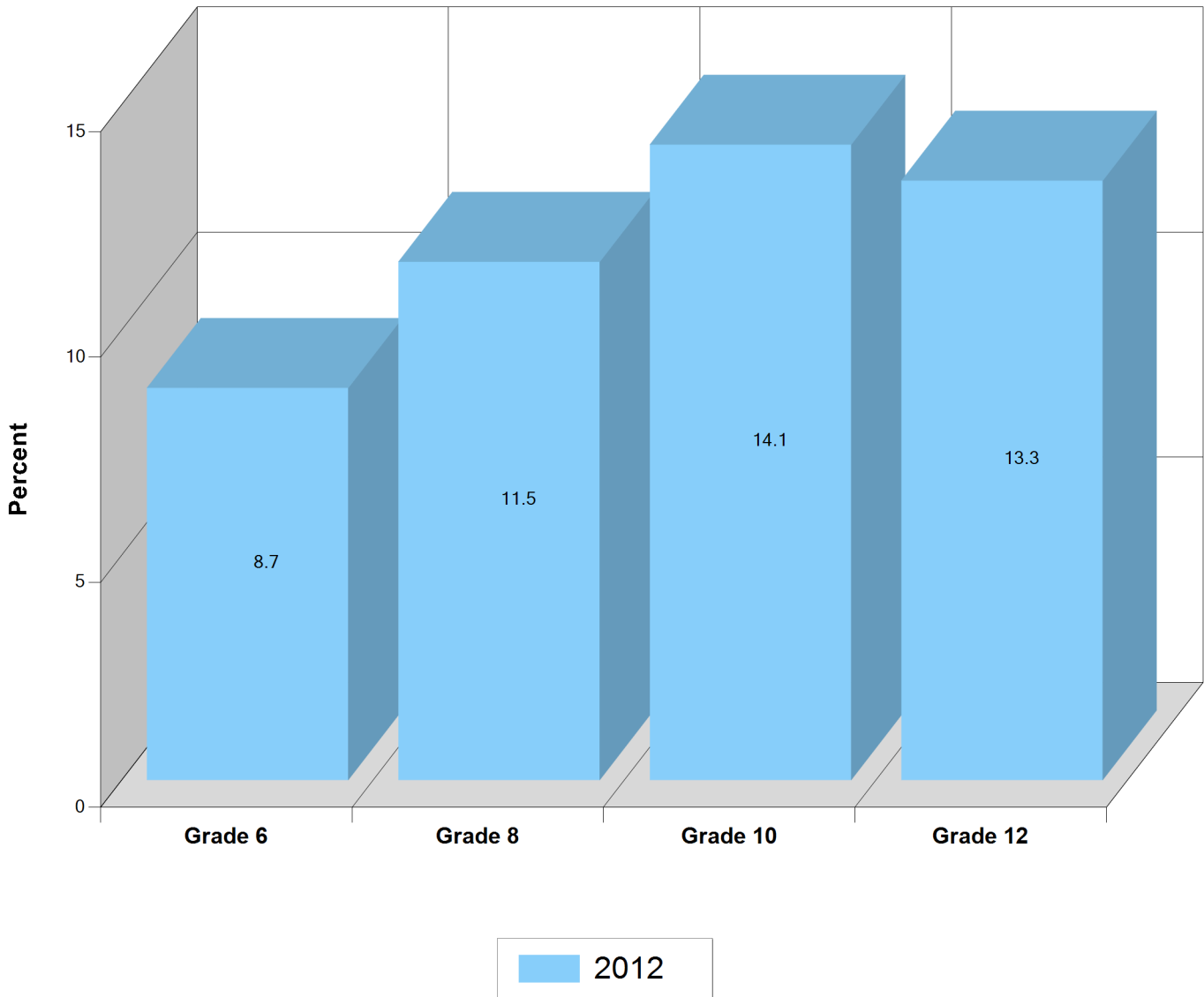
How Often Did You Feel : Hopeless

Kentucky

Question 54b - During the past 30 days, about how often did you feel hopeless?

Percent that answered 'Most of the time' or 'All of the time'

Grade	2012
6	8.7%
8	11.5%
10	14.1%
12	13.3%



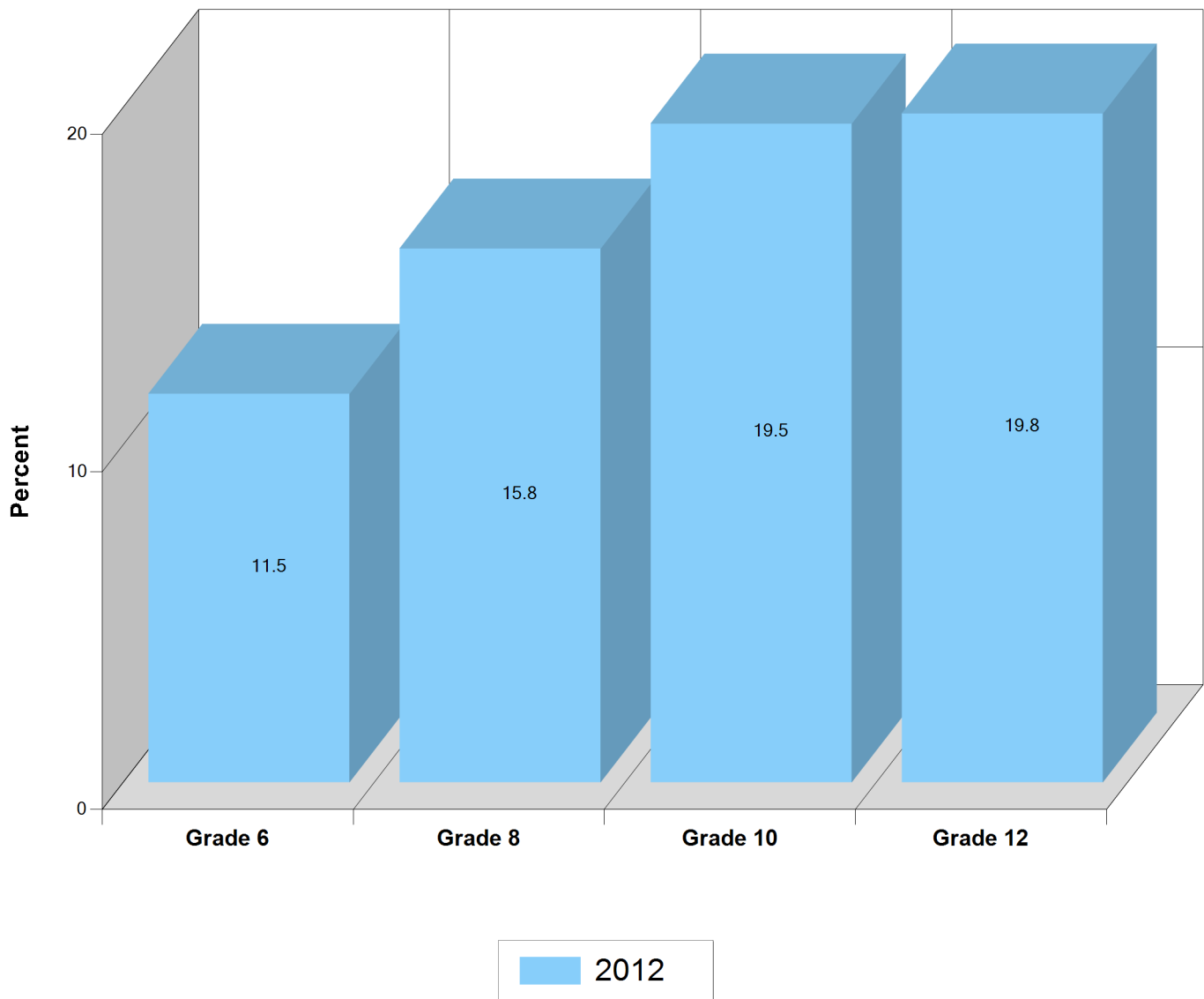
How Often Did You Feel : Restless or Fidgety

Kentucky

Question 54c - During the past 30 days, about how often did you feel restless or fidgety?

Percent that answered 'Most of the time' or 'All of the time'

Grade	2012
6	11.5%
8	15.8%
10	19.5%
12	19.8%



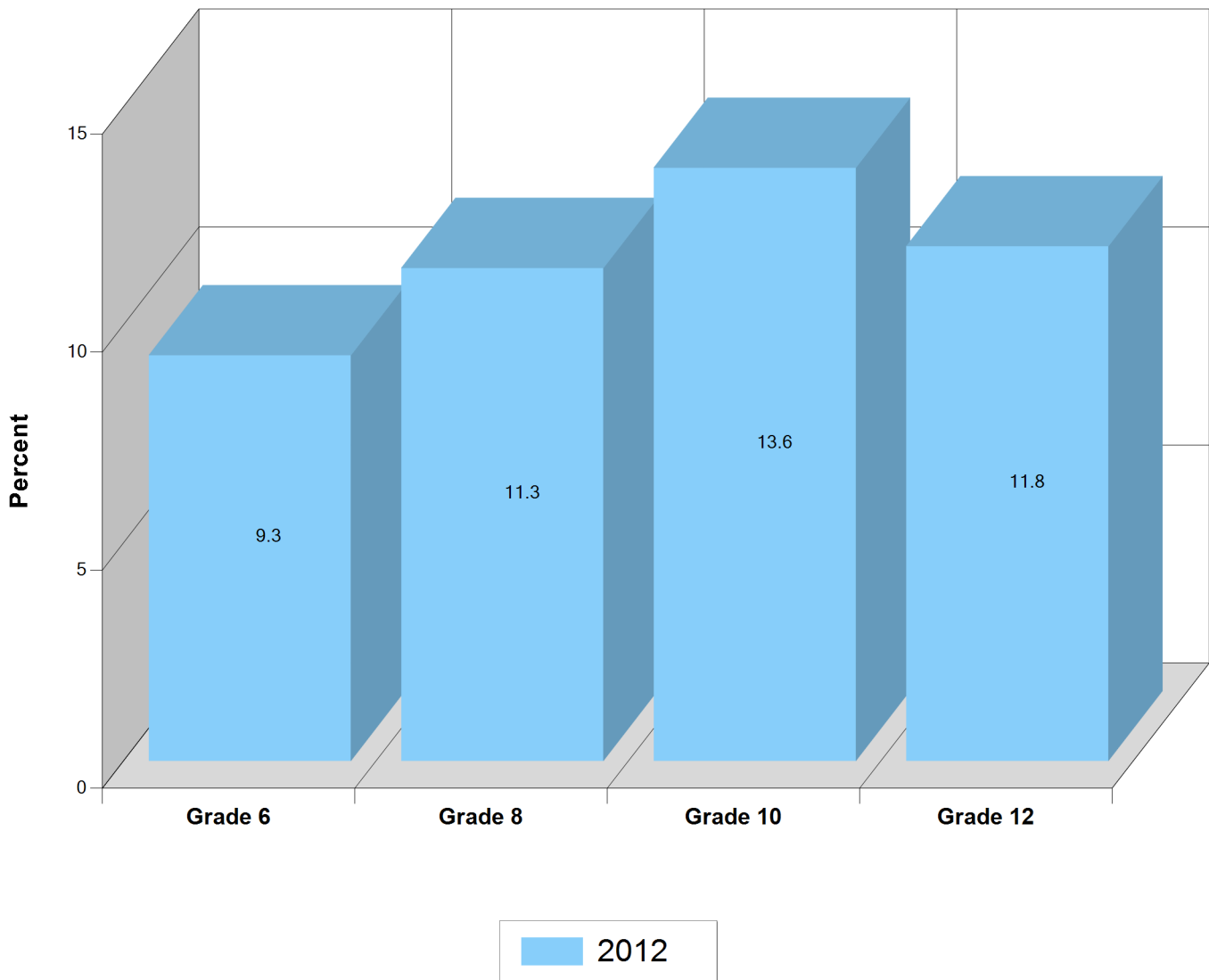
How Often Did You Feel : Depressed

Kentucky

Question 54d - During the past 30 days, about how often did you feel so depressed that nothing could cheer you up?

Percent that answered 'Most of the time' or 'All of the time'

Grade	2012
6	9.3%
8	11.3%
10	13.6%
12	11.8%



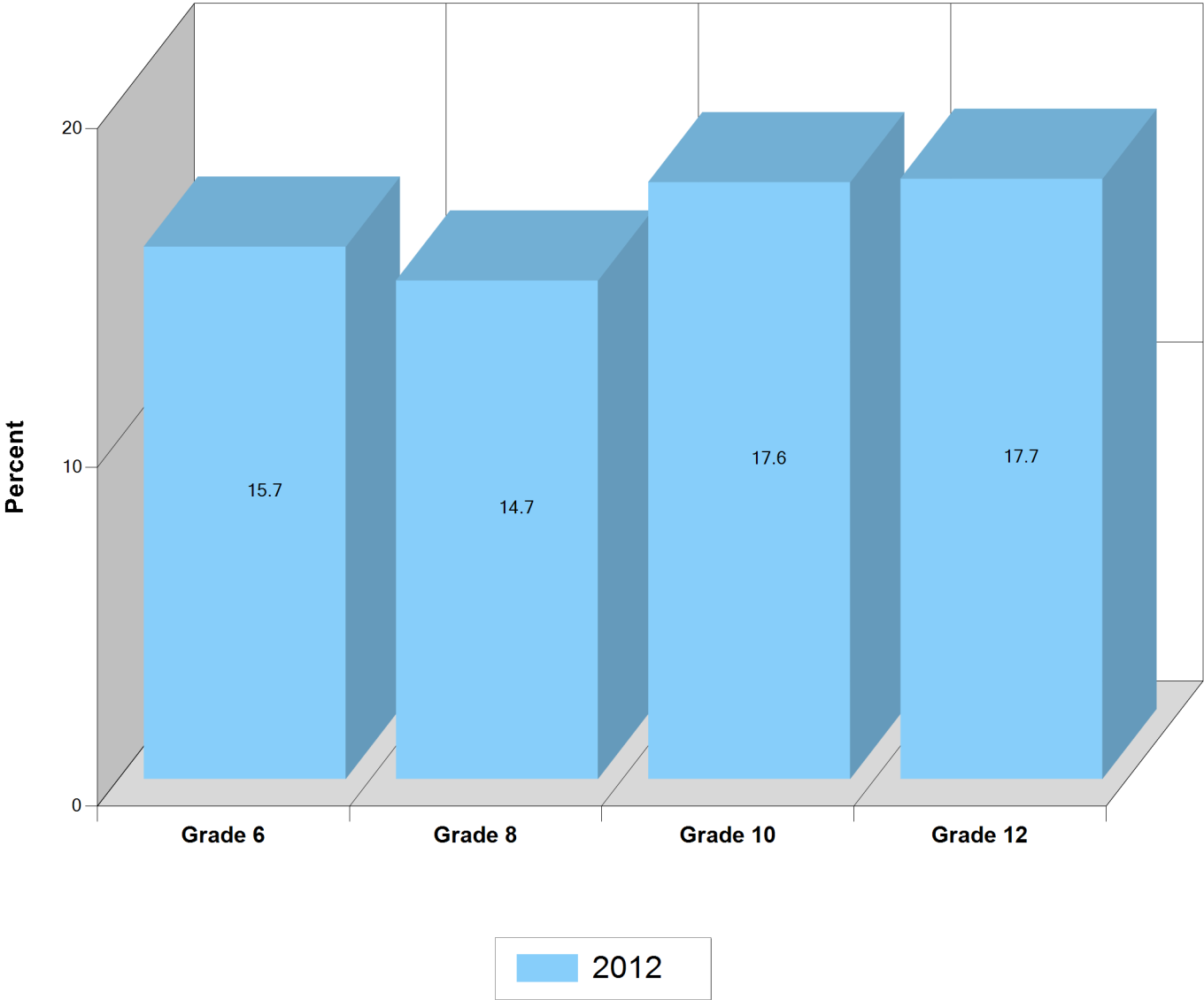
How Often Did You Feel : Everything Is An Effort

Kentucky

Question 54e - During the past 30 days, about how often did you feel that everything was an effort?

Percent that answered 'Most of the time' or 'All of the time'

Grade	2012
6	15.7%
8	14.7%
10	17.6%
12	17.7%



How Often Did You Feel : Worthless

Kentucky

Question 54f - During the past 30 days, about how often did you feel worthless?

Percent that answered 'Most of the time' or 'All of the time'

Grade	2012
6	9.6%
8	13.3%
10	15.6%
12	13.5%

